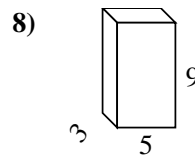
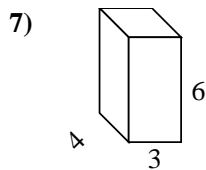
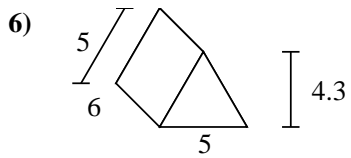
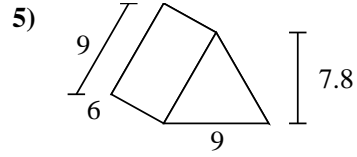
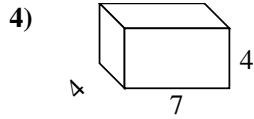
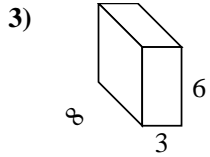
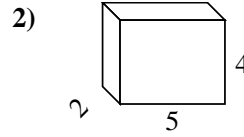
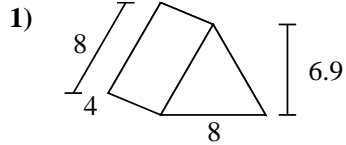
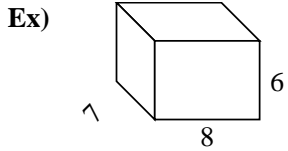




Find the surface area of each figure. Units are in cm (not to scale).



Answers

Ex. 292 cm<sup>2</sup>

1. \_\_\_\_\_

2. \_\_\_\_\_

3. \_\_\_\_\_

4. \_\_\_\_\_

5. \_\_\_\_\_

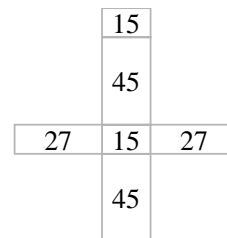
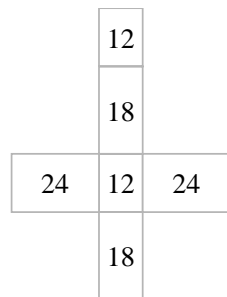
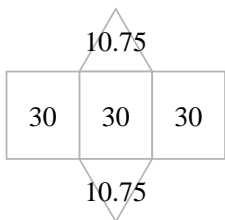
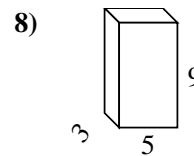
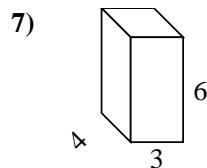
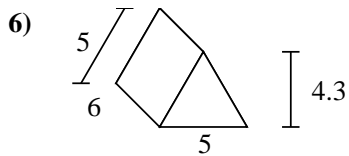
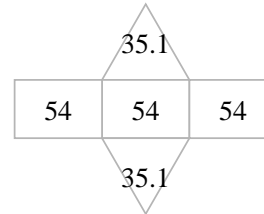
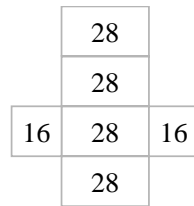
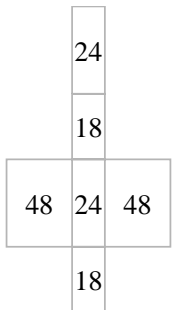
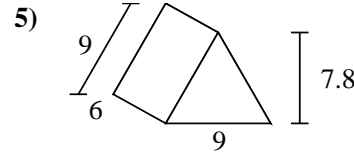
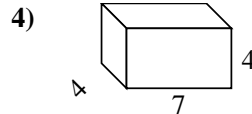
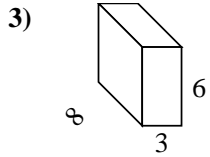
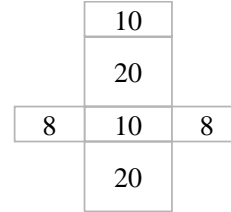
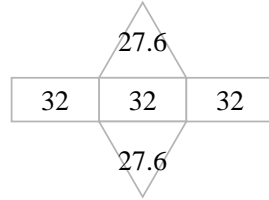
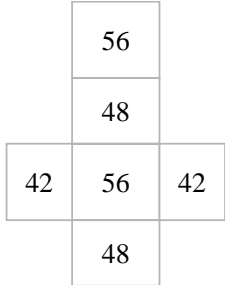
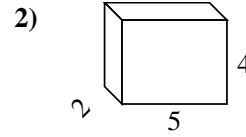
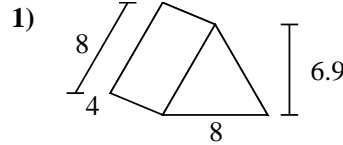
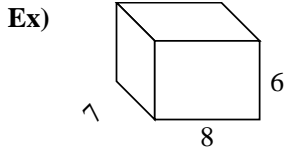
6. \_\_\_\_\_

7. \_\_\_\_\_

8. \_\_\_\_\_



Find the surface area of each figure. Units are in cm (not to scale).



**Answers**

Ex. 292 cm<sup>2</sup>

1. 151.2 cm<sup>2</sup>

2. 76 cm<sup>2</sup>

3. 180 cm<sup>2</sup>

4. 144 cm<sup>2</sup>

5. 232.2 cm<sup>2</sup>

6. 111.5 cm<sup>2</sup>

7. 108 cm<sup>2</sup>

8. 174 cm<sup>2</sup>