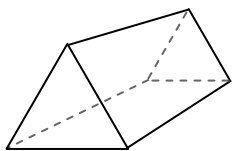




Use the diagram to determine the faces, vertices and edges of the shapes.

Answers

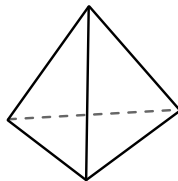
1)



triangular prism

faces: \_\_\_\_\_  
vertices: \_\_\_\_\_  
edges: \_\_\_\_\_

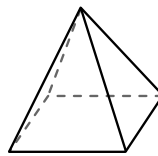
2)



triangular pyramid

faces: \_\_\_\_\_  
vertices: \_\_\_\_\_  
edges: \_\_\_\_\_

3)



rectangular pyramid

faces: \_\_\_\_\_  
vertices: \_\_\_\_\_  
edges: \_\_\_\_\_

1. \_\_\_\_\_

2. \_\_\_\_\_


3. \_\_\_\_\_

4. \_\_\_\_\_

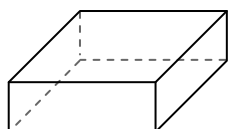
5. \_\_\_\_\_

6. \_\_\_\_\_

4)



sphere

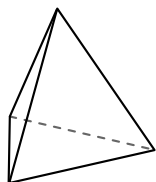


rectangular prism

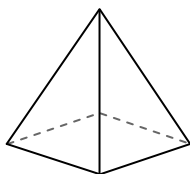
Which shape has more faces?

- A. sphere
- B. rectangular prism
- C. They both have the same number of faces.

5)



triangular pyramid

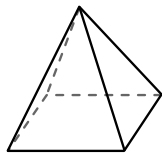


rectangular pyramid

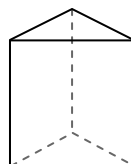
Which shape has more vertices?

- A. triangular pyramid
- B. rectangular pyramid
- C. They both have the same number of vertices.

6)



rectangular pyramid



triangular prism

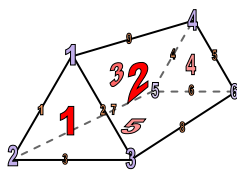
Which shape has more edges?

- A. rectangular pyramid
- B. triangular prism
- C. They both have the same number of edges.



Use the diagram to determine the faces, vertices and edges of the shapes.

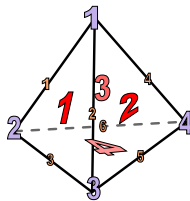
1)



triangular prism

faces: 5  
 vertices: 6  
 edges: 9

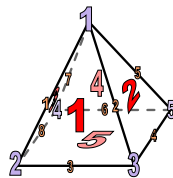
2)



triangular pyramid

faces: 4  
 vertices: 4  
 edges: 6


3)



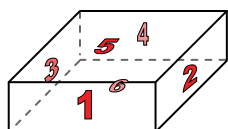
rectangular pyramid

faces: 5  
 vertices: 5  
 edges: 8

4)



sphere

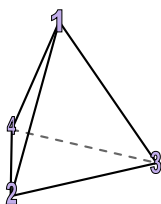


rectangular prism

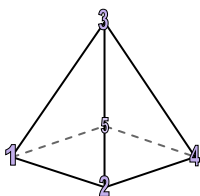
Which shape has more faces?

- A. sphere
- B. rectangular prism
- C. They both have the same number of faces.

5)



triangular pyramid

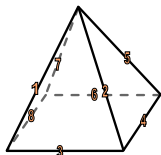


rectangular pyramid

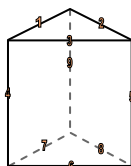
Which shape has more vertices?

- A. triangular pyramid
- B. rectangular pyramid
- C. They both have the same number of vertices.

6)



rectangular pyramid



triangular prism

Which shape has more edges?

- A. rectangular pyramid
- B. triangular prism
- C. They both have the same number of edges.

Answers

1. 5, 6, 9

2. 4, 4, 6

3. 5, 5, 8

4. B

5. B

6. B