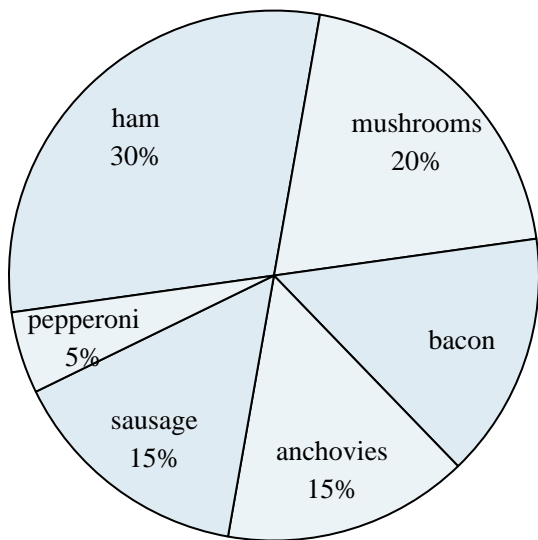
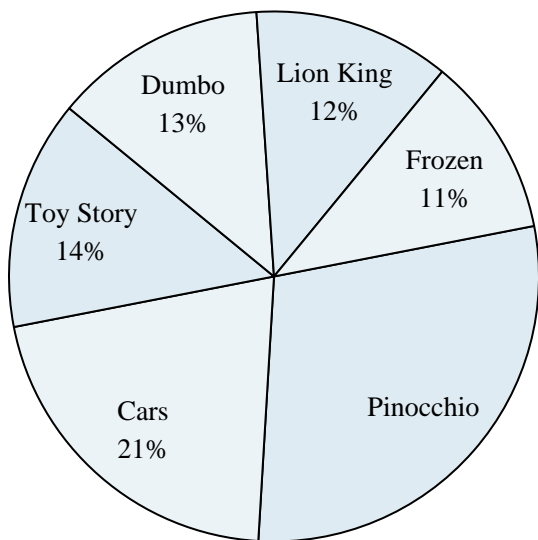




Use the graph to solve.

Favorite Pizza Topping

- 1) What percent of people said bacon was their favorite?
- 2) What percent of people said either mushrooms or ham was their favorite?
- 3) Which topping was the most popular?
- 4) Which two toppings did about half the people like the best?
- 5) Which topping was the least popular?

Favorite Disney Movie

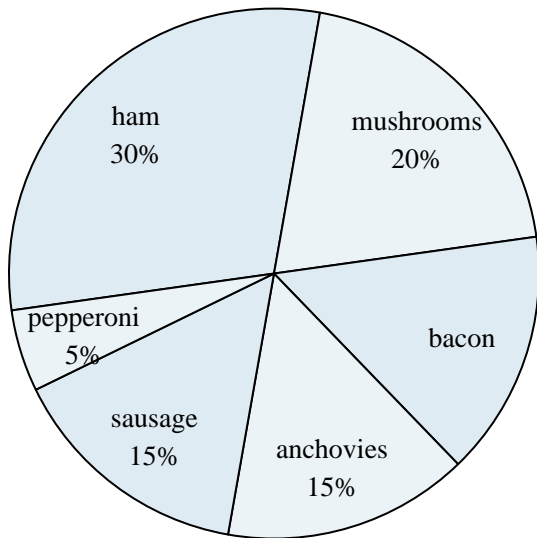
- 6) What percent of people said Toy Story was their favorite?
- 7) Which movie was the least popular?
- 8) What percent of people said either Cars or Pinocchio was their favorite?
- 9) Which two movies did about half the people say was their favorite?
- 10) Which movie was the most popular?

Answers

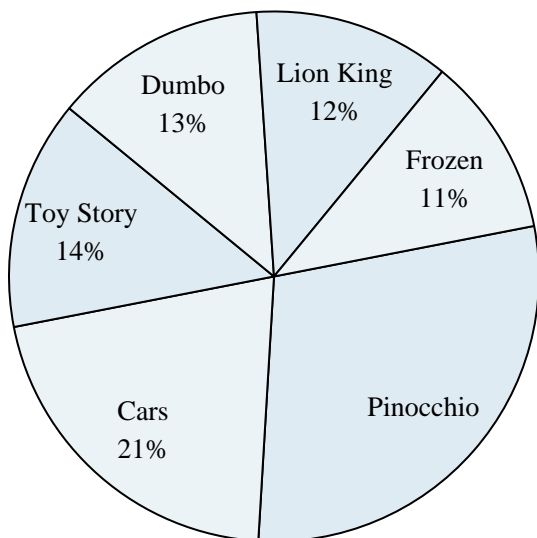
1. _____
2. _____
3. _____
4. _____
5. _____
6. _____
7. _____
8. _____
9. _____
10. _____



Use the graph to solve.

Favorite Pizza Topping

- 1) What percent of people said bacon was their favorite?
- 2) What percent of people said either mushrooms or ham was their favorite?
- 3) Which topping was the most popular?
- 4) Which two toppings did about half the people like the best?
- 5) Which topping was the least popular?

Favorite Disney Movie

- 6) What percent of people said Toy Story was their favorite?
- 7) Which movie was the least popular?
- 8) What percent of people said either Cars or Pinocchio was their favorite?
- 9) Which two movies did about half the people say was their favorite?
- 10) Which movie was the most popular?

Answers

1. **15%**
2. **50%**
3. **ham**
4. **ham & mushrooms**
5. **pepperoni**
6. **14%**
7. **Frozen**
8. **50%**
9. **Pinocchio & Cars**
10. **Pinocchio**