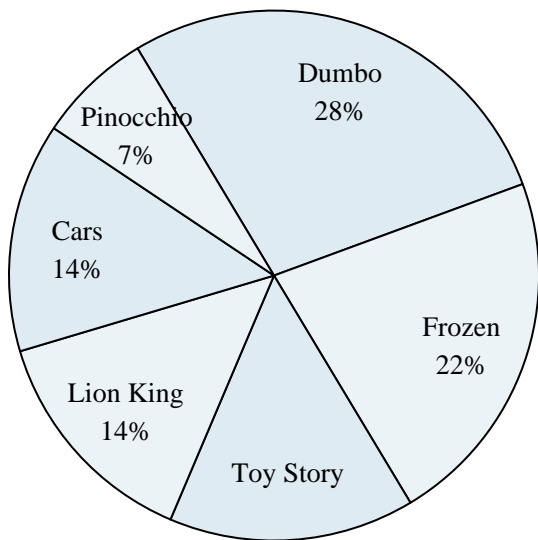




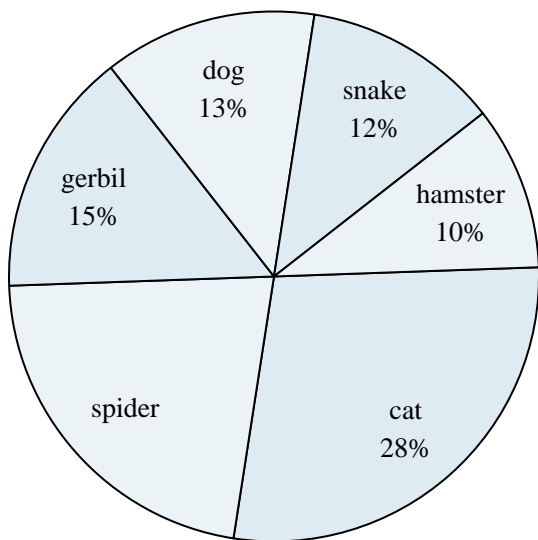
Use the graph to solve.

Favorite Disney Movie



- 1) What percent of people said either Cars or Dumbo was their favorite?
- 2) Which movie was the most popular?
- 3) Which movie was the least popular?
- 4) Which two movies did about half the people say was their favorite?
- 5) What percent of people said Lion King was their favorite?

Favorite Pet



- 6) What percent of people said the cat was their favorite pet?
- 7) What percent of people preferred either the hamster or the spider?
- 8) Which pet did the greatest number of people like?
- 9) Which two pets did about half the people say was their favorite?
- 10) Which pet did the least amount of people say was their favorite?

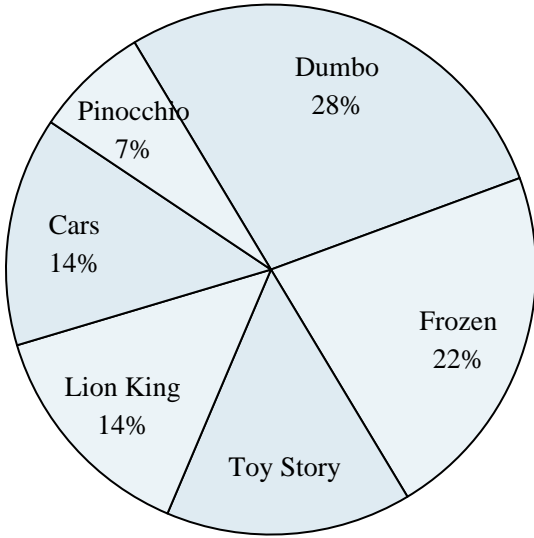
Answers

1. _____
2. _____
3. _____
4. _____
5. _____
6. _____
7. _____
8. _____
9. _____
10. _____



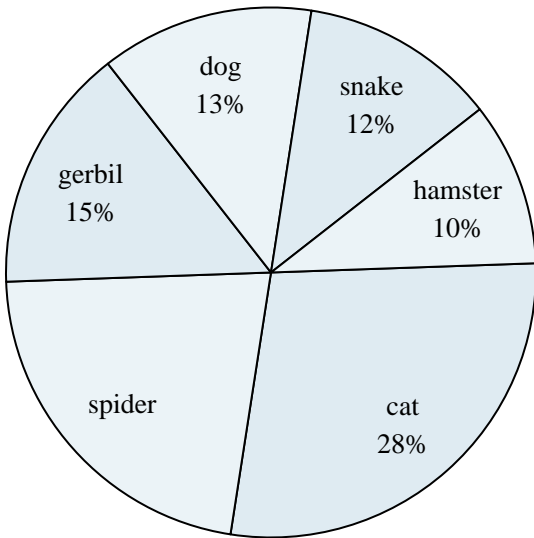
Use the graph to solve.

Favorite Disney Movie



- 1) What percent of people said either Cars or Dumbo was their favorite?
- 2) Which movie was the most popular?
- 3) Which movie was the least popular?
- 4) Which two movies did about half the people say was their favorite?
- 5) What percent of people said Lion King was their favorite?

Favorite Pet



- 6) What percent of people said the cat was their favorite pet?
- 7) What percent of people preferred either the hamster or the spider?
- 8) Which pet did the greatest number of people like?
- 9) Which two pets did about half the people say was their favorite?
- 10) Which pet did the least amount of people say was their favorite?

Answers

1. 42%
2. Dumbo
3. Pinocchio
4. Dumbo & Frozen
5. 14%
6. 28%
7. 32%
8. cat
9. cat & spider
10. hamster