Measure each ITEM tip to tip then place your results in the line plot.

Ex)

1)



2)



3)

4)

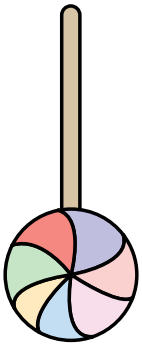

5)



6)

7)



8)



9)

10)

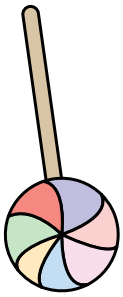

11)



Line Plot

$\frac{1}{4}$	$\frac{1}{2}$	$\frac{3}{4}$	1	$1\frac{1}{4}$	$1\frac{1}{2}$	$1\frac{3}{4}$	2

Answers

Ex. 1

1. _____
2. _____
3. _____
4. _____
5. _____
6. _____
7. _____
8. _____
9. _____
10. _____
11. _____

1-10	91	82	73	64	55	45	36	27	18	9
11	0									

Measuring and Showing Data

Name: **Answer Key**

Measure each ITEM tip to tip then place your results in the line plot.

Ex)

1)



2)



3)

4)

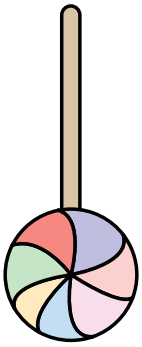

5)



6)

7)



8)



9)

10)

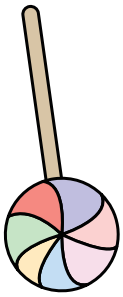

11)



Line Plot

		X	X		X		X
X	X	X	X	X	X	X	X
$\frac{1}{4}$	$\frac{1}{2}$	$\frac{3}{4}$	1	$1\frac{1}{4}$	$1\frac{1}{2}$	$1\frac{3}{4}$	2

Answers

Ex.	1
1.	$1\frac{1}{2}$
2.	2
3.	$\frac{1}{2}$
4.	$1\frac{3}{4}$
5.	$\frac{3}{4}$
6.	$\frac{1}{4}$
7.	$1\frac{1}{4}$
8.	2
9.	1
10.	$1\frac{1}{2}$
11.	$\frac{3}{4}$

1-10	91	82	73	64	55	45	36	27	18	9
11	0									