



Solve each problem.

Use the graphic to the right to find the following (if possible):

1) Intersecting Lines \_\_\_\_\_

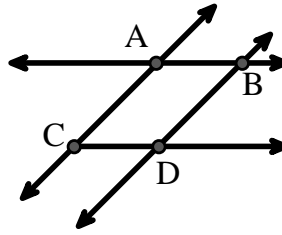
2) Parallel Lines \_\_\_\_\_

3) A Line \_\_\_\_\_

4) Perpendicular Lines \_\_\_\_\_

5) A Ray \_\_\_\_\_

6) A Segment \_\_\_\_\_



Answers

1. \_\_\_\_\_

2. \_\_\_\_\_

3. \_\_\_\_\_

4. \_\_\_\_\_

5. \_\_\_\_\_

6. \_\_\_\_\_

7. \_\_\_\_\_

8. \_\_\_\_\_

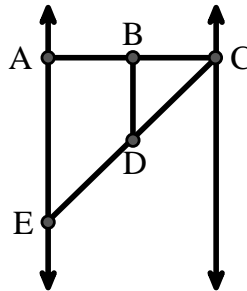
Use the graphic to the right to find the following (if possible):

7) Right Angle \_\_\_\_\_

8) Acute Angle \_\_\_\_\_

9) Straight Angle \_\_\_\_\_

10) Obtuse Angle \_\_\_\_\_



9. \_\_\_\_\_

10. \_\_\_\_\_

11. graph

12. graph

13. graph

14. graph

15. graph

Use the dot matrix to draw the following:

11) Line  $\overleftrightarrow{AC}$

12) Segment  $\overline{AB}$

13) Angle  $\angle ABD$

14) Line  $\overleftrightarrow{EF}$  parallel to line  $\overleftrightarrow{AC}$

15) Segment  $\overline{EG}$  perpendicular to  $\overleftrightarrow{EF}$





Solve each problem.

Use the graphic to the right to find the following (if possible):

1) Intersecting Lines  $(\vec{AB} \ \& \ \vec{AC}), (\vec{AB} \ \& \ \vec{BD})$

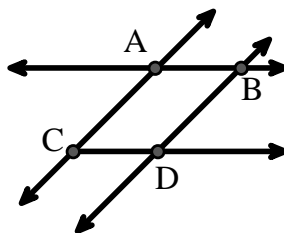
2) Parallel Lines  $(\vec{A} \ \& \ \vec{B}), (\vec{A} \ \& \ \vec{C}), (\vec{B} \ \& \ \vec{D}), (\vec{C} \ \& \ \vec{D})$

3) A Line  $\vec{AC}, \vec{AB}, \vec{BD}$

4) Perpendicular Lines \_\_\_\_\_

5) A Ray  $\vec{AB}, \vec{AC}, \vec{BA}, \vec{BD}, \vec{CA}, \vec{CD}, \vec{DB}$

6) A Segment  $\overline{AB}, \overline{AC}, \overline{BD}, \overline{CD}$



**Answers**

1.  $(\vec{AB} \ \& \ \vec{AC})$

2.  $(\vec{A} \ \& \ \vec{B})$

3.  $\vec{AC}$

4. **none**

5.  $\vec{AB}$

6.  $\overline{AB}$

7.  $\angle BAE$

8.  $\angle BCD$

9.  $\angle ABC$

10.  $\angle BDE$

11. **graph**

12. **graph**

13. **graph**

14. **graph**

15. **graph**

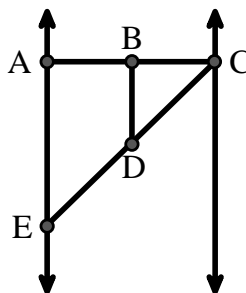
Use the graphic to the right to find the following (if possible):

7) Right Angle  $\angle BAE, \angle ABD, \angle CBD$

8) Acute Angle  $\angle BCD, \angle AED, \angle BDC$

9) Straight Angle  $\angle ABC, \angle CDE$

10) Obtuse Angle  $\angle BDE$



Use the dot matrix to draw the following:

11) Line  $\vec{AC}$

12) Segment  $\overline{AB}$

13) Angle  $\angle ABD$

14) Line  $\vec{EF}$  parallel to line  $\vec{AC}$

15) Segment  $\overline{EG}$  perpendicular to  $\vec{EF}$

