



Measure each of the bars (in centimeters) and then generate a line plot based on the information.

Answers



1. _____



2. _____



3. _____



4. _____



5. _____



6. _____



7. _____



8. _____



9. _____



10. _____



11. _____



12. _____



13. _____



14. _____


















15. _____

Line Plot



Measure each of the bars (in centimeters) and then generate a line plot based on the information.

- 1)  9
- 2)  8
- 3)  9
- 4)  2
- 5)  2
- 6)  5
- 7)  8
- 8)  8
- 9)  8
- 10)  10
- 11)  10
- 12)  8
- 13)  9
- 14)  8
- 15)  9

Answers

- 1. 9
- 2. 8
- 3. 9
- 4. 2
- 5. 2
- 6. 5
- 7. 8
- 8. 8
- 9. 8
- 10. 10
- 11. 10
- 12. 8
- 13. 9
- 14. 8
- 15. 9

Line Plot

