



Use the visual model to solve each problem.

$$4 \frac{3}{5} - 2 \frac{4}{5} = ?$$

To solve a fraction subtraction problem one strategy is to shade in the starting amount first

($4 \frac{3}{5}$)



Next mark off the wholes (2).



Finally mark off the fraction $\frac{4}{5}$.



Now we can see that $4 \frac{3}{5} - 2 \frac{4}{5} = 1 \frac{4}{5}$

1) $7 \frac{2}{3} - 3 \frac{2}{3} =$

2) $7 \frac{4}{6} - 5 \frac{4}{6} =$

3) $5 \frac{6}{8} - 2 \frac{7}{8} =$

4) $4 \frac{2}{5} - 1 \frac{1}{5} =$

5) $7 \frac{6}{10} - 2 \frac{3}{10} =$

6) $7 \frac{2}{4} - 4 \frac{2}{4} =$

7) $6 \frac{2}{4} - 2 \frac{2}{4} =$

8) $6 \frac{5}{12} - 3 \frac{4}{12} =$

9) $6 \frac{1}{6} - 3 \frac{4}{6} =$

10) $6 \frac{5}{10} - 3 \frac{7}{10} =$

Answers

1. _____

2. _____

3. _____

4. _____

5. _____

6. _____

7. _____

8. _____

9. _____

10. _____



Use the visual model to solve each problem.

$$4 \frac{3}{5} - 2 \frac{4}{5} = ?$$

To solve a fraction subtraction problem one strategy is to shade in the starting amount first

($4 \frac{3}{5}$)




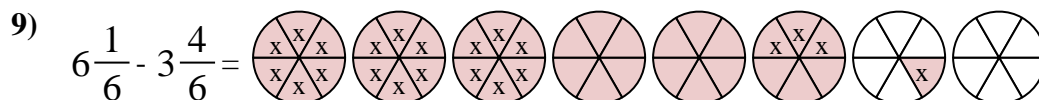
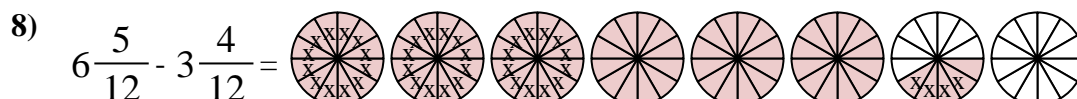
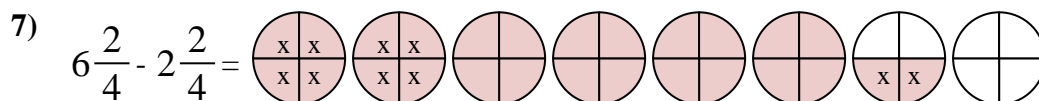
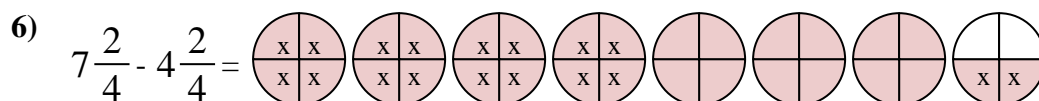
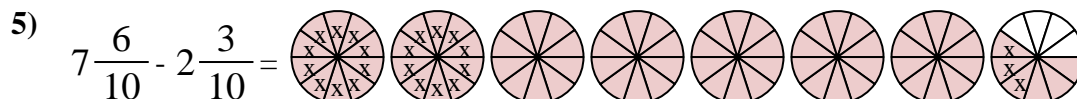
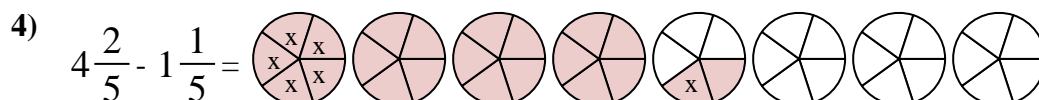
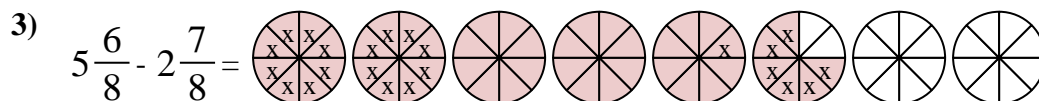
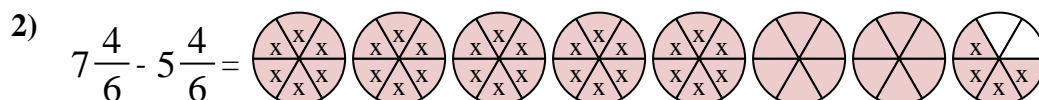
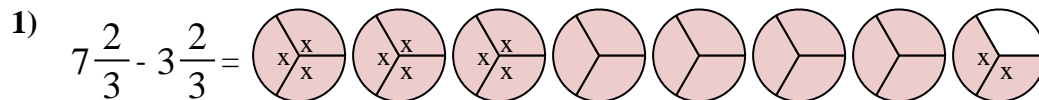
Next mark off the wholes (2).



Finally mark off the fraction $\frac{4}{5}$.



Now we can see that $4 \frac{3}{5} - 2 \frac{4}{5} = 1 \frac{4}{5}$



Answers

1. $4 \frac{0}{3}$

2. $2 \frac{0}{6}$

3. $2 \frac{7}{8}$

4. $3 \frac{1}{5}$

5. $5 \frac{3}{10}$

6. $3 \frac{0}{4}$

7. $4 \frac{0}{4}$

8. $3 \frac{1}{12}$

9. $2 \frac{3}{6}$

10. $2 \frac{8}{10}$