
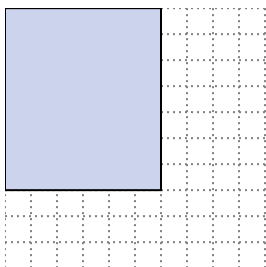


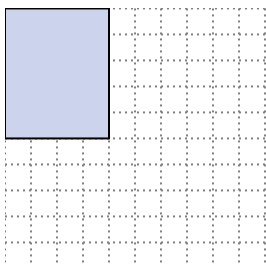


Solve each problem.

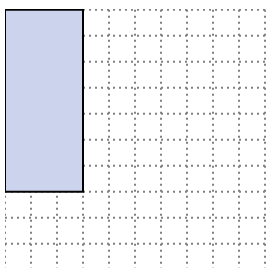
- 1) The rectangle below has the dimensions 6×7 . Create a rectangle with the same perimeter, but a different area.




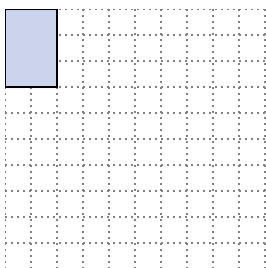
- 2) The rectangle below has the dimensions 4×5 . Create a rectangle with the same perimeter, but a different area.



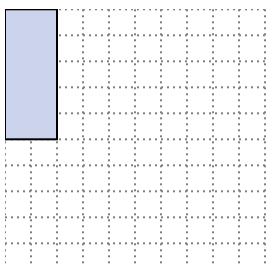
- 3) The rectangle below has the dimensions 3×7 . Create a rectangle with the same perimeter, but a different area.



- 4) The rectangle below has the dimensions 2×3 . Create a rectangle with the same perimeter, but a different area.



- 5) The rectangle below has the dimensions 2×5 . Create a rectangle with the same perimeter, but a different area.



Answers

1. _____

2. _____

3. _____

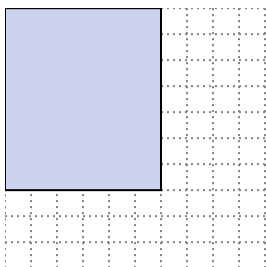
4. _____

5. _____



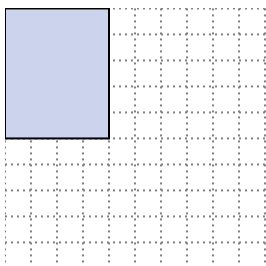
Solve each problem.

- 1) The rectangle below has the dimensions 6×7 . Create a rectangle with the same perimeter, but a different area.



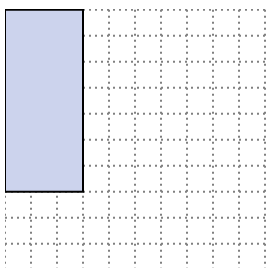
3×10
 4×9

- 2) The rectangle below has the dimensions 4×5 . Create a rectangle with the same perimeter, but a different area.




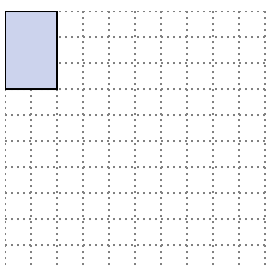
1×8
 2×7

- 3) The rectangle below has the dimensions 3×7 . Create a rectangle with the same perimeter, but a different area.



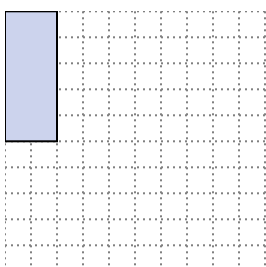
1×9

- 4) The rectangle below has the dimensions 2×3 . Create a rectangle with the same perimeter, but a different area.



1×4

- 5) The rectangle below has the dimensions 2×5 . Create a rectangle with the same perimeter, but a different area.



1×6
 3×4

Answers

1. $3 \times 10 : 4 \times 9$

2. $1 \times 8 : 2 \times 7$

3. 1×9

4. 1×4

5. $1 \times 6 : 3 \times 4$