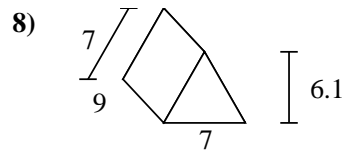
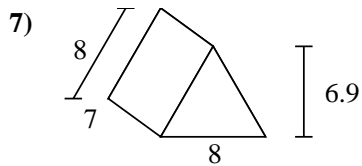
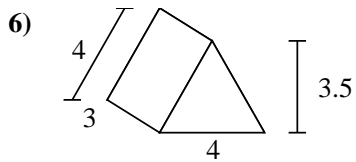
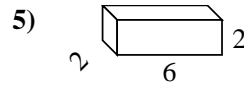
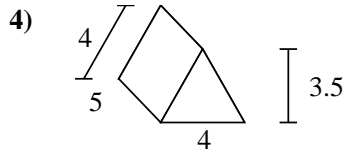
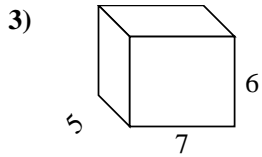
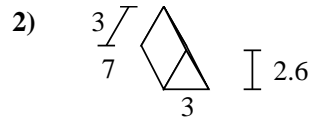
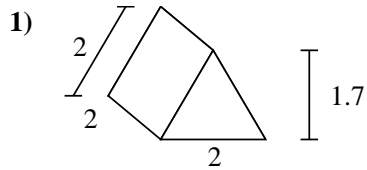
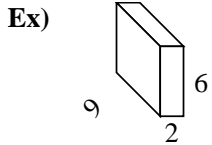




Find the surface area of each figure. Units are in cm (not to scale).



**Answers**

Ex. 168 cm<sup>2</sup>

1. \_\_\_\_\_

2. \_\_\_\_\_

3. \_\_\_\_\_

4. \_\_\_\_\_

5. \_\_\_\_\_

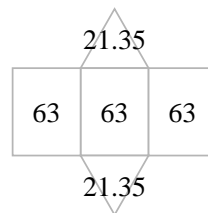
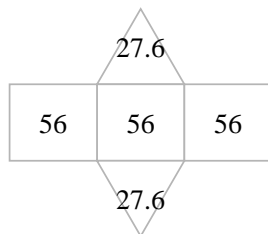
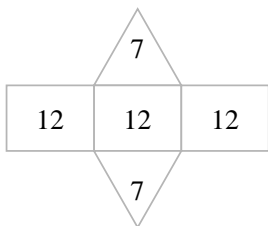
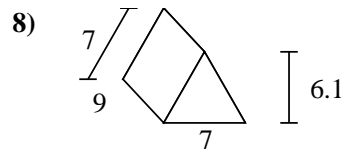
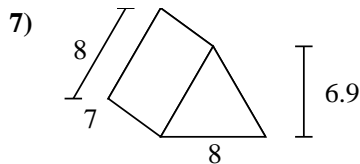
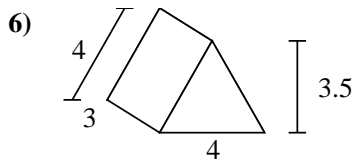
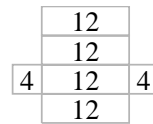
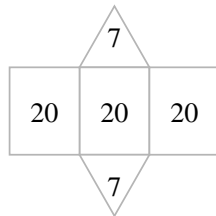
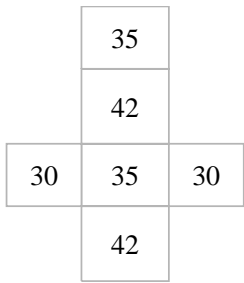
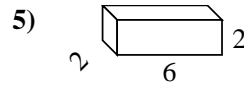
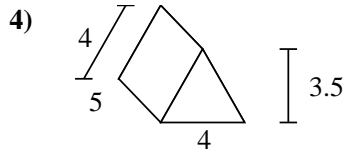
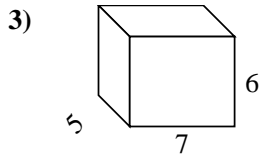
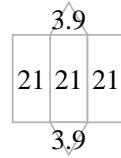
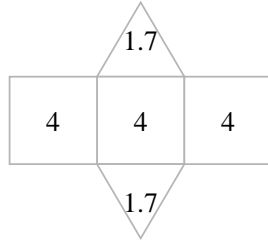
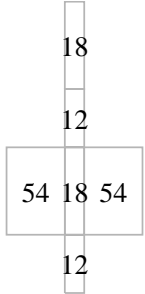
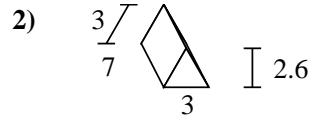
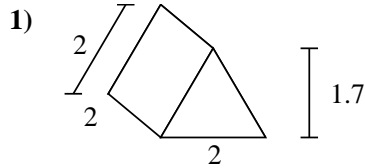
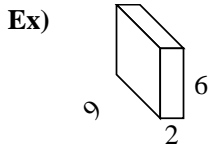
6. \_\_\_\_\_

7. \_\_\_\_\_

8. \_\_\_\_\_



Find the surface area of each figure. Units are in cm (not to scale).



**Answers**

Ex. 168 cm<sup>2</sup>

1. 15.4 cm<sup>2</sup>

2. 70.8 cm<sup>2</sup>

3. 214 cm<sup>2</sup>

4. 74 cm<sup>2</sup>

5. 56 cm<sup>2</sup>

6. 50 cm<sup>2</sup>

7. 223.2 cm<sup>2</sup>

8. 231.7 cm<sup>2</sup>