




Determine which letter best represents the weight.

**Ounce (oz)**

An ounce is about the weight of a slice of bread.



**Pound (lb)**

A pound is about the weight of a can of vegetables.



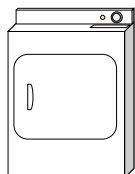
**Remember:**

There are 16 ounces in 1 pound.

**Answers**

1. \_\_\_\_\_
2. \_\_\_\_\_
3. \_\_\_\_\_
4. \_\_\_\_\_
5. \_\_\_\_\_
6. \_\_\_\_\_
7. \_\_\_\_\_
8. \_\_\_\_\_
9. \_\_\_\_\_


1)



Clothes Dryer

- A. 7 pounds
- B. 110 pounds
- C. 1 ounce
- D. 160 ounces

2)



Adult Horse

- A. 1 ounce
- B. 900 pounds
- C. 14 ounces
- D. 100 pounds

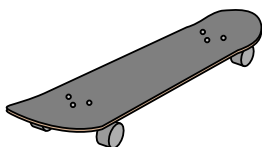
3)



File Cabinet

- A. 120 pounds
- B. 160 ounces
- C. 11 ounces
- D. 2 pounds

4)



Skateboard

- A. 33 pounds
- B. 0.71 ounces
- C. 4 pounds
- D. 7 ounces

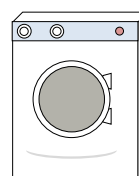
5)



Broom

- A. 440 pounds
- B. 20 pounds
- C. 2 pounds
- D. 4 ounces


6)



Washing Machine

- A. 3 tons
- B. 16 pounds
- C. 165 pounds
- D. 0.2 ounces

7)



Elephant

- A. 15 ounces
- B. 11000 pounds
- C. 300 pounds
- D. 4000 ounces

8)



Frog

- A. 17 ounces
- B. 2 ounces
- C. 2 pounds
- D. 11000 pounds

9)



Can of Soda

- A. 9 ounces
- B. 100 pounds
- C. 4 pounds
- D. 0.04 ounces



Determine which letter best represents the weight.

**Ounce (oz)**

An ounce is about the weight of a slice of bread.



**Pound (lb)**

A pound is about the weight of a can of vegetables.

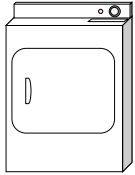


**Remember:**

There are 16 ounces in 1 pound.

**Answers**


1)



Clothes Dryer

- A. 7 pounds
- B. 110 pounds
- C. 1 ounce
- D. 160 ounces

2)



Adult Horse

- A. 1 ounce
- B. 900 pounds
- C. 14 ounces
- D. 100 pounds

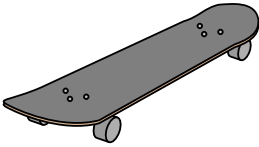
3)



File Cabinet

- A. 120 pounds
- B. 160 ounces
- C. 11 ounces
- D. 2 pounds

4)



Skateboard

- A. 33 pounds
- B. 0.71 ounces
- C. 4 pounds
- D. 7 ounces

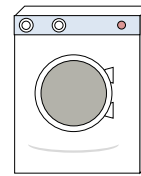
5)



Broom

- A. 440 pounds
- B. 20 pounds
- C. 2 pounds
- D. 4 ounces


6)



Washing Machine

- A. 3 tons
- B. 16 pounds
- C. 165 pounds
- D. 0.2 ounces

7)



Elephant

- A. 15 ounces
- B. 11000 pounds
- C. 300 pounds
- D. 4000 ounces

8)



Frog

- A. 17 ounces
- B. 2 ounces
- C. 2 pounds
- D. 11000 pounds

9)



Can of Soda

- A. 9 ounces
- B. 100 pounds
- C. 4 pounds
- D. 0.04 ounces

- 1. **B**
- 2. **B**
- 3. **A**
- 4. **C**
- 5. **C**
- 6. **C**
- 7. **B**
- 8. **B**
- 9. **A**