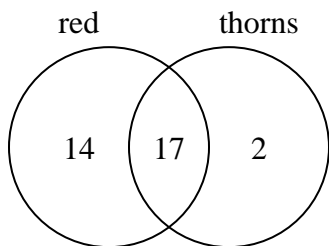




Use the diagram to solve each problem.

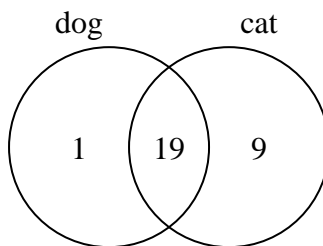
**Answers**

- 1) The diagram below shows the attributes of flowers in a flower shop.



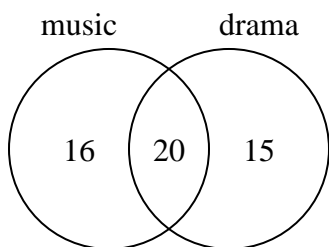
How many flowers were not red with thorns?

- 2) The diagram below shows the pets students in a class owned.



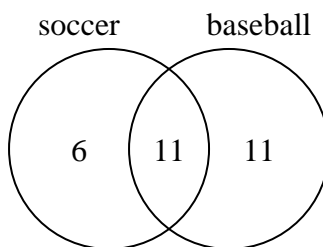
How many people had a cat?

- 3) The diagram below shows the classes students are taking.



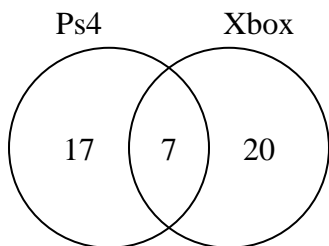
How many students are taking both music and drama?

- 4) The diagram below shows the sports people watched.



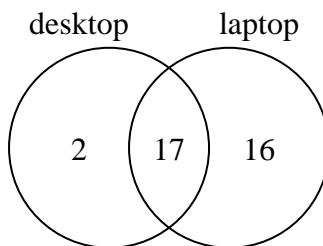
How many people only watched soccer?

- 5) The diagram below shows the game consoles students owned.



How many people owned a Ps4?

- 6) The diagram below shows the types of computers students owned.



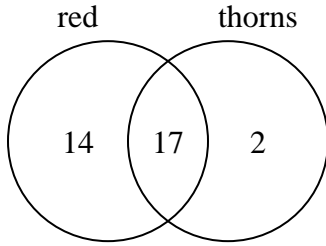
How many students owned only a desktop computer?

1. \_\_\_\_\_
2. \_\_\_\_\_
3. \_\_\_\_\_
4. \_\_\_\_\_
5. \_\_\_\_\_
6. \_\_\_\_\_



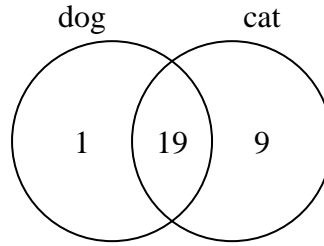
Use the diagram to solve each problem.

- 1) The diagram below shows the attributes of flowers in a flower shop.



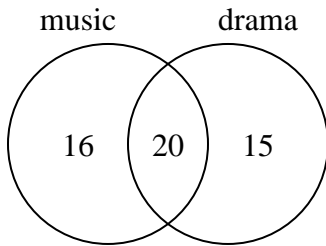
How many flowers were not red with thorns?

- 2) The diagram below shows the pets students in a class owned.



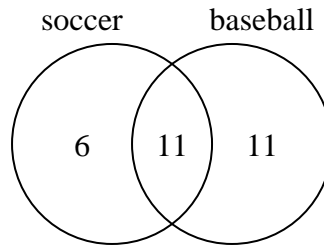
How many people had a cat?

- 3) The diagram below shows the classes students are taking.



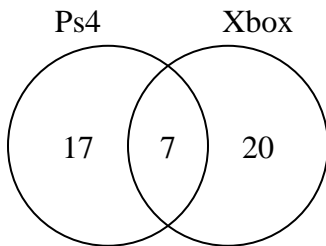
How many students are taking both music and drama?

- 4) The diagram below shows the sports people watched.



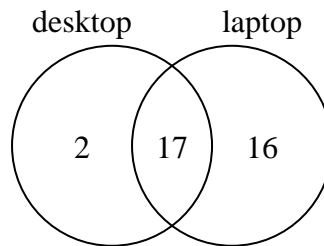
How many people only watched soccer?

- 5) The diagram below shows the game consoles students owned.



How many people owned a Ps4?

- 6) The diagram below shows the types of computers students owned.



How many students owned only a desktop computer?

Answers

1. 16

2. 28

3. 20

4. 6

5. 24

6. 2