





Use the blocks to determine the total quantities.



5 hundreds = 50 tens = 500 ones

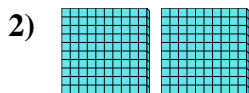
Answers

Ex. 5 50 500




_____ hundreds = _____ tens = _____ ones

1. _____



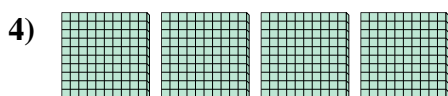
_____ hundreds = _____ tens = _____ ones

2. _____



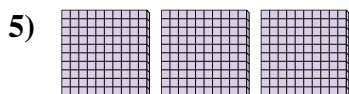
_____ hundreds = _____ tens = _____ ones

3. _____



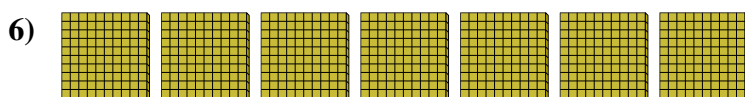
_____ hundreds = _____ tens = _____ ones

4. _____



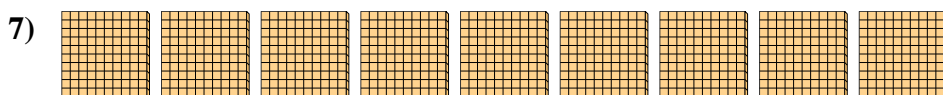
_____ hundreds = _____ tens = _____ ones

5. _____




_____ hundreds = _____ tens = _____ ones

6. _____



_____ hundreds = _____ tens = _____ ones

7. _____




_____ hundreds = _____ tens = _____ ones


8. _____



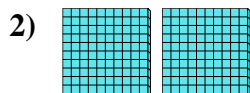
Use the blocks to determine the total quantities.




5 hundreds = 50 tens = 500 ones



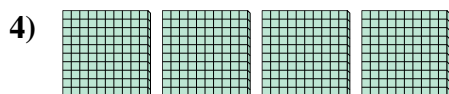
1 hundreds = 10 tens = 100 ones



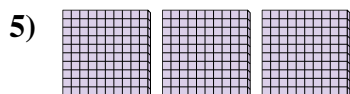
2 hundreds = 20 tens = 200 ones




8 hundreds = 80 tens = 800 ones



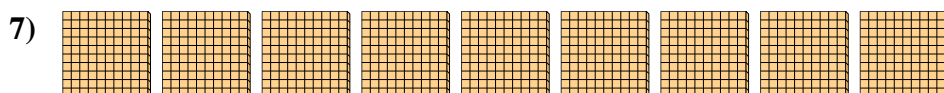
4 hundreds = 40 tens = 400 ones



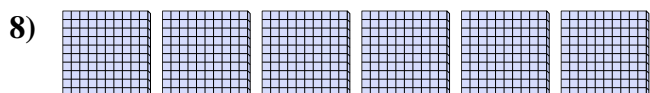
3 hundreds = 30 tens = 300 ones



7 hundreds = 70 tens = 700 ones



9 hundreds = 90 tens = 900 ones



6 hundreds = 60 tens = 600 ones

Answers

Ex. 5 50 500

1. 1 10 100

2. 2 20 200

3. 8 80 800

4. 4 40 400

5. 3 30 300


6. 7 70 700

7. 9 90 900

8. 6 60 600



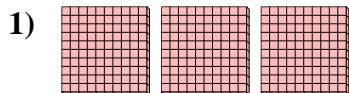
Use the blocks to determine the total quantities.



 2 hundreds = 20 tens = 200 ones

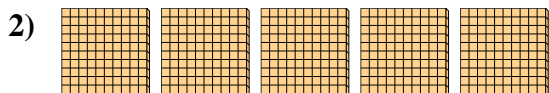
Answers

Ex. 2 20 200




 hundreds = tens = ones

1. _____



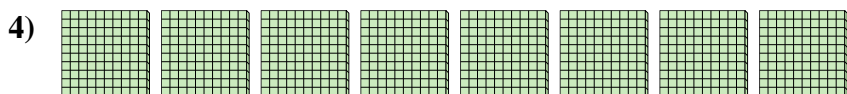
 hundreds = tens = ones

2. _____




 hundreds = tens = ones

3. _____



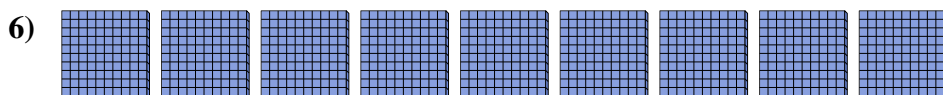
 hundreds = tens = ones

4. _____




 hundreds = tens = ones

5. _____



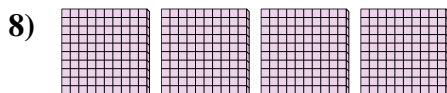
 hundreds = tens = ones

6. _____



 hundreds = tens = ones

7. _____




 hundreds = tens = ones


8. _____




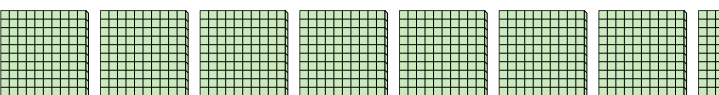
Use the blocks to determine the total quantities.


Ex) 
2 hundreds = 20 tens = 200 ones

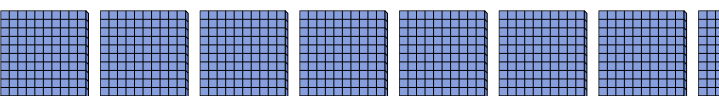
1) 
3 hundreds = 30 tens = 300 ones

2) 
5 hundreds = 50 tens = 500 ones


3) 
7 hundreds = 70 tens = 700 ones

4) 
8 hundreds = 80 tens = 800 ones

5) 
6 hundreds = 60 tens = 600 ones

6) 
9 hundreds = 90 tens = 900 ones

7) 
1 hundreds = 10 tens = 100 ones

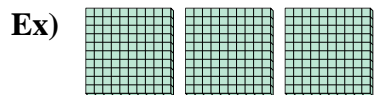
8) 
4 hundreds = 40 tens = 400 ones

Answers

Ex.	<u>2</u>	<u>20</u>	<u>200</u>
1.	<u>3</u>	<u>30</u>	<u>300</u>
2.	<u>5</u>	<u>50</u>	<u>500</u>
3.	<u>7</u>	<u>70</u>	<u>700</u>
4.	<u>8</u>	<u>80</u>	<u>800</u>
5.	<u>6</u>	<u>60</u>	<u>600</u>
6.	<u>9</u>	<u>90</u>	<u>900</u>
7.	<u>1</u>	<u>10</u>	<u>100</u>
8.	<u>4</u>	<u>40</u>	<u>400</u>



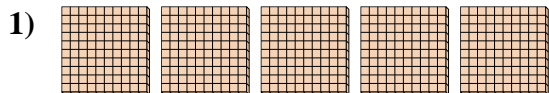
Use the blocks to determine the total quantities.



 3 hundreds = 30 tens = 300 ones


Answers

Ex. 3 30 300




 hundreds = tens = ones

1. _____



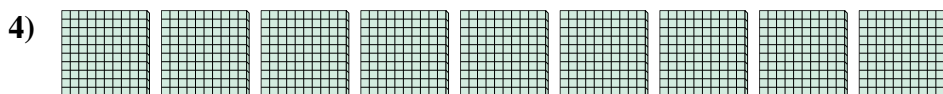
 hundreds = tens = ones

2. _____




 hundreds = tens = ones

3. _____




 hundreds = tens = ones

4. _____



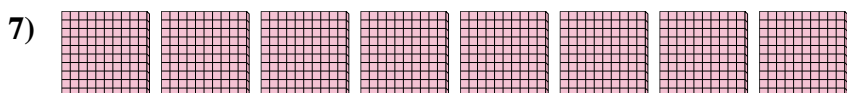
 hundreds = tens = ones

5. _____




 hundreds = tens = ones

6. _____



 hundreds = tens = ones

7. _____





 hundreds = tens = ones


8. _____




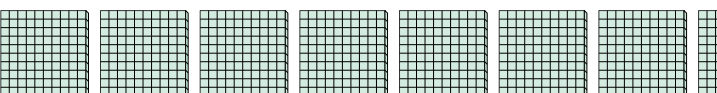
Use the blocks to determine the total quantities.

Ex) 
3 hundreds = 30 tens = 300 ones


1) 
5 hundreds = 50 tens = 500 ones

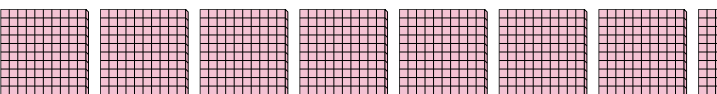
2) 
7 hundreds = 70 tens = 700 ones

3) 
4 hundreds = 40 tens = 400 ones

4) 
9 hundreds = 90 tens = 900 ones

5) 
2 hundreds = 20 tens = 200 ones

6) 
6 hundreds = 60 tens = 600 ones

7) 
8 hundreds = 80 tens = 800 ones


8) 
1 hundreds = 10 tens = 100 ones

Answers


Ex.	<u>3</u>	<u>30</u>	<u>300</u>
1.	<u>5</u>	<u>50</u>	<u>500</u>
2.	<u>7</u>	<u>70</u>	<u>700</u>
3.	<u>4</u>	<u>40</u>	<u>400</u>
4.	<u>9</u>	<u>90</u>	<u>900</u>
5.	<u>2</u>	<u>20</u>	<u>200</u>
6.	<u>6</u>	<u>60</u>	<u>600</u>
7.	<u>8</u>	<u>80</u>	<u>800</u>
8.	<u>1</u>	<u>10</u>	<u>100</u>



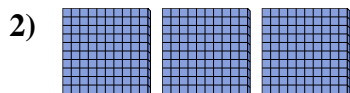
Use the blocks to determine the total quantities.




6 hundreds = 60 tens = 600 ones



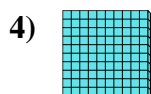
_____ hundreds = _____ tens = _____ ones



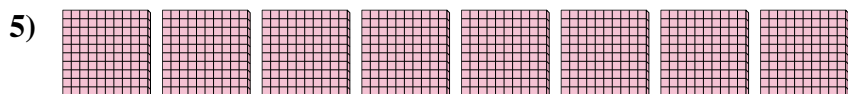
_____ hundreds = _____ tens = _____ ones



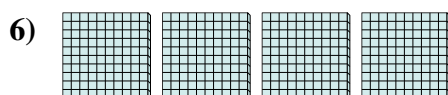
_____ hundreds = _____ tens = _____ ones




_____ hundreds = _____ tens = _____ ones



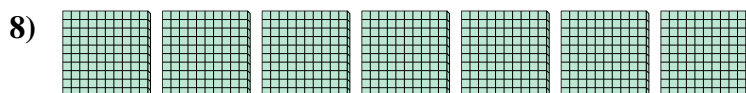
_____ hundreds = _____ tens = _____ ones



_____ hundreds = _____ tens = _____ ones



_____ hundreds = _____ tens = _____ ones



_____ hundreds = _____ tens = _____ ones

Answers

Ex. 6 60 600

1. _____

2. _____

3. _____

4. _____

5. _____


6. _____

7. _____


8. _____



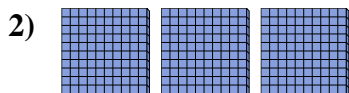
Use the blocks to determine the total quantities.




6 hundreds = 60 tens = 600 ones




9 hundreds = 90 tens = 900 ones



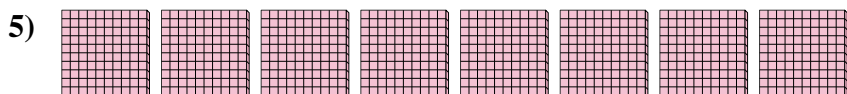
3 hundreds = 30 tens = 300 ones



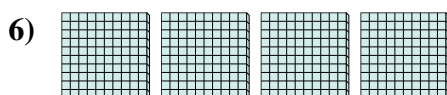
5 hundreds = 50 tens = 500 ones




1 hundreds = 10 tens = 100 ones



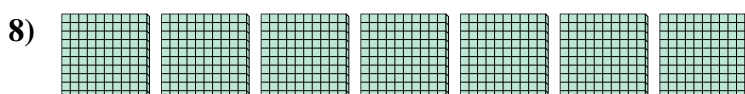
8 hundreds = 80 tens = 800 ones



4 hundreds = 40 tens = 400 ones



2 hundreds = 20 tens = 200 ones




7 hundreds = 70 tens = 700 ones

Answers

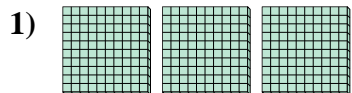
Ex.	<u>6</u>	<u>60</u>	<u>600</u>
1.	<u>9</u>	<u>90</u>	<u>900</u>
2.	<u>3</u>	<u>30</u>	<u>300</u>
3.	<u>5</u>	<u>50</u>	<u>500</u>
4.	<u>1</u>	<u>10</u>	<u>100</u>
5.	<u>8</u>	<u>80</u>	<u>800</u>
6.	<u>4</u>	<u>40</u>	<u>400</u>
7.	<u>2</u>	<u>20</u>	<u>200</u>
8.	<u>7</u>	<u>70</u>	<u>700</u>



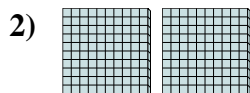
Use the blocks to determine the total quantities.



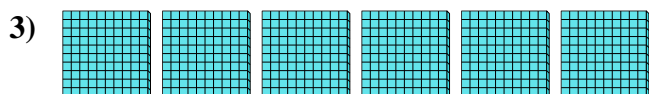
8 hundreds = 80 tens = 800 ones



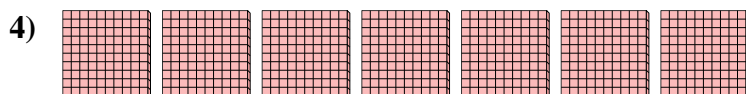
_____ hundreds = _____ tens = _____ ones




_____ hundreds = _____ tens = _____ ones



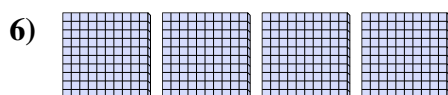
_____ hundreds = _____ tens = _____ ones




_____ hundreds = _____ tens = _____ ones



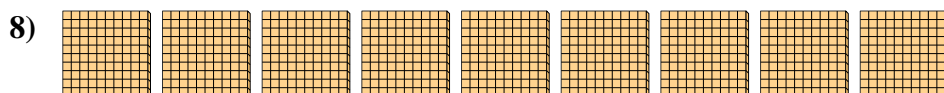
_____ hundreds = _____ tens = _____ ones



_____ hundreds = _____ tens = _____ ones



_____ hundreds = _____ tens = _____ ones



_____ hundreds = _____ tens = _____ ones

Answers

Ex. 8 80 800

1. _____

2. _____

3. _____

4. _____

5. _____


6. _____

7. _____

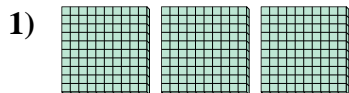
8. _____



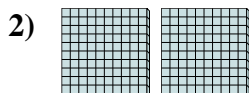
Use the blocks to determine the total quantities.



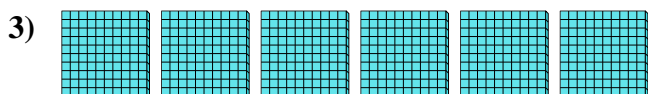
8 hundreds = 80 tens = 800 ones



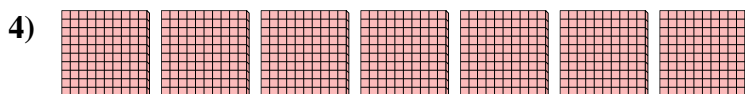
3 hundreds = 30 tens = 300 ones




2 hundreds = 20 tens = 200 ones



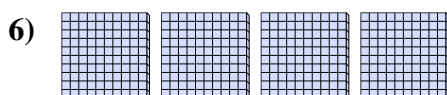
6 hundreds = 60 tens = 600 ones




7 hundreds = 70 tens = 700 ones



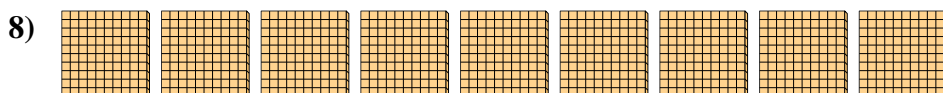
5 hundreds = 50 tens = 500 ones



4 hundreds = 40 tens = 400 ones



1 hundreds = 10 tens = 100 ones



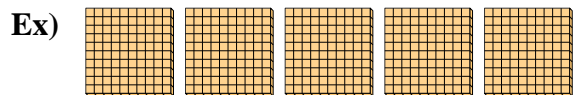
9 hundreds = 90 tens = 900 ones

Answers

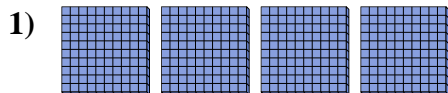
Ex.	<u>8</u>	<u>80</u>	<u>800</u>
1.	<u>3</u>	<u>30</u>	<u>300</u>
2.	<u>2</u>	<u>20</u>	<u>200</u>
3.	<u>6</u>	<u>60</u>	<u>600</u>
4.	<u>7</u>	<u>70</u>	<u>700</u>
5.	<u>5</u>	<u>50</u>	<u>500</u>
6.	<u>4</u>	<u>40</u>	<u>400</u>
7.	<u>1</u>	<u>10</u>	<u>100</u>
8.	<u>9</u>	<u>90</u>	<u>900</u>



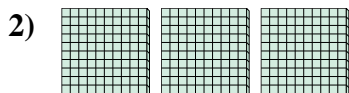
Use the blocks to determine the total quantities.




5 hundreds = 50 tens = 500 ones



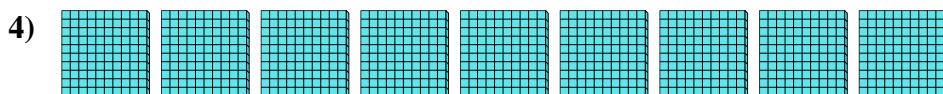
_____ hundreds = _____ tens = _____ ones




_____ hundreds = _____ tens = _____ ones



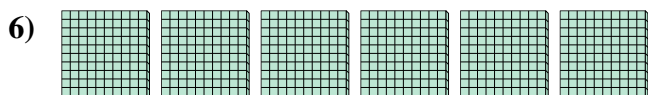
_____ hundreds = _____ tens = _____ ones



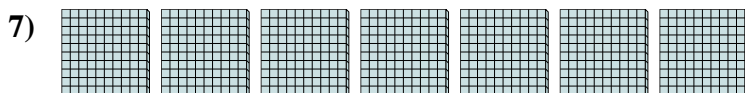
_____ hundreds = _____ tens = _____ ones



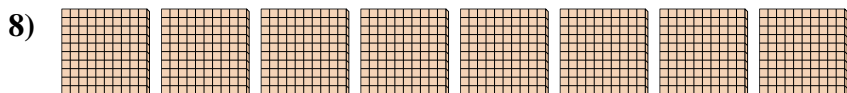
_____ hundreds = _____ tens = _____ ones



_____ hundreds = _____ tens = _____ ones



_____ hundreds = _____ tens = _____ ones



_____ hundreds = _____ tens = _____ ones

Answers

Ex. 5 50 500

1. _____

2. _____

3. _____

4. _____

5. _____

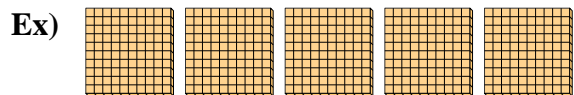
6. _____

7. _____

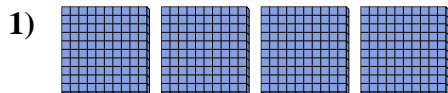
8. _____



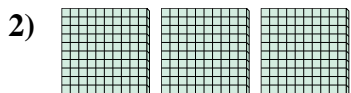
Use the blocks to determine the total quantities.




5 hundreds = 50 tens = 500 ones



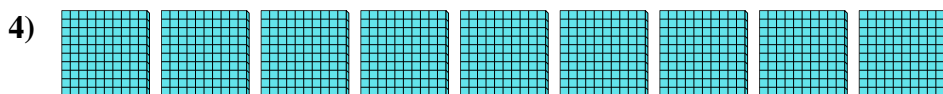
4 hundreds = 40 tens = 400 ones




3 hundreds = 30 tens = 300 ones



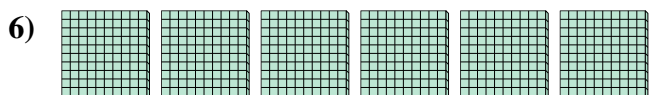
2 hundreds = 20 tens = 200 ones



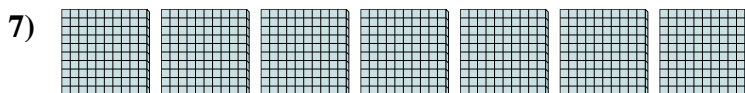
9 hundreds = 90 tens = 900 ones



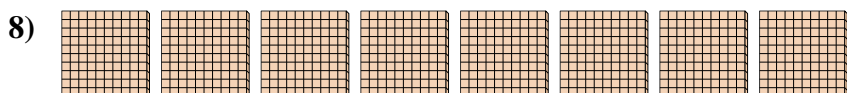
1 hundreds = 10 tens = 100 ones



6 hundreds = 60 tens = 600 ones



7 hundreds = 70 tens = 700 ones




8 hundreds = 80 tens = 800 ones

Answers

Ex.	<u>5</u>	<u>50</u>	<u>500</u>
1.	<u>4</u>	<u>40</u>	<u>400</u>
2.	<u>3</u>	<u>30</u>	<u>300</u>
3.	<u>2</u>	<u>20</u>	<u>200</u>
4.	<u>9</u>	<u>90</u>	<u>900</u>
5.	<u>1</u>	<u>10</u>	<u>100</u>
6.	<u>6</u>	<u>60</u>	<u>600</u>
7.	<u>7</u>	<u>70</u>	<u>700</u>
8.	<u>8</u>	<u>80</u>	<u>800</u>




Use the blocks to determine the total quantities.



 4 hundreds = 40 tens = 400 ones

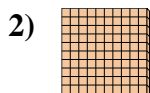
Answers

Ex. 4 40 400




 hundreds = tens = ones

1. _____




 hundreds = tens = ones

2. _____



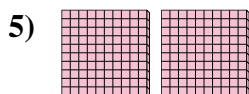
 hundreds = tens = ones

3. _____



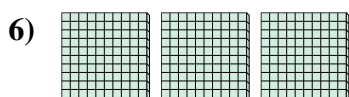
 hundreds = tens = ones

4. _____



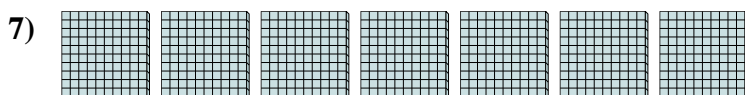
 hundreds = tens = ones

5. _____




 hundreds = tens = ones

6. _____



 hundreds = tens = ones

7. _____





 hundreds = tens = ones

8. _____

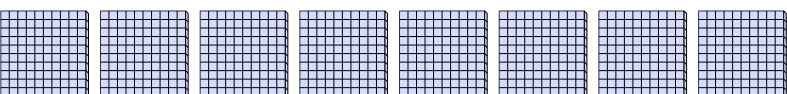



Use the blocks to determine the total quantities.

Ex) 
4 hundreds = 40 tens = 400 ones


1) 
5 hundreds = 50 tens = 500 ones


2) 
1 hundreds = 10 tens = 100 ones


3) 
8 hundreds = 80 tens = 800 ones

4) 
9 hundreds = 90 tens = 900 ones

5) 
2 hundreds = 20 tens = 200 ones

6) 
3 hundreds = 30 tens = 300 ones

7) 
7 hundreds = 70 tens = 700 ones

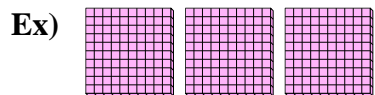
8) 
6 hundreds = 60 tens = 600 ones

Answers

Ex.	<u>4</u>	<u>40</u>	<u>400</u>
1.	<u>5</u>	<u>50</u>	<u>500</u>
2.	<u>1</u>	<u>10</u>	<u>100</u>
3.	<u>8</u>	<u>80</u>	<u>800</u>
4.	<u>9</u>	<u>90</u>	<u>900</u>
5.	<u>2</u>	<u>20</u>	<u>200</u>
6.	<u>3</u>	<u>30</u>	<u>300</u>
7.	<u>7</u>	<u>70</u>	<u>700</u>
8.	<u>6</u>	<u>60</u>	<u>600</u>




Use the blocks to determine the total quantities.



 3 hundreds = 30 tens = 300 ones

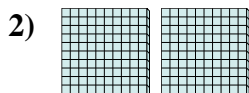
Answers

Ex. 3 30 300



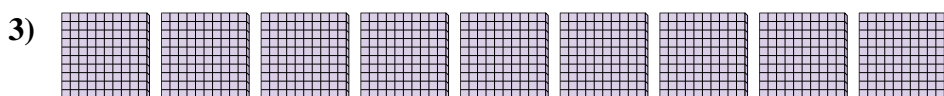
 hundreds = tens = ones

1. _____



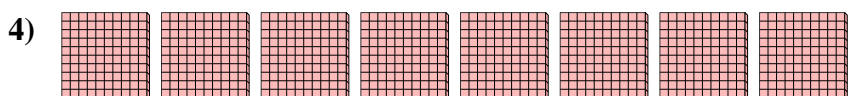
 hundreds = tens = ones

2. _____




 hundreds = tens = ones

3. _____




 hundreds = tens = ones

4. _____



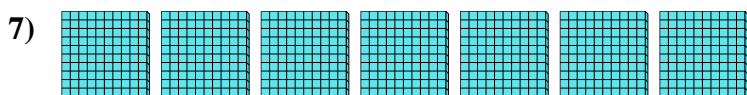
 hundreds = tens = ones

5. _____



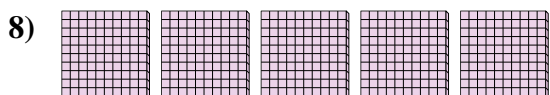
 hundreds = tens = ones

6. _____



 hundreds = tens = ones

7. _____




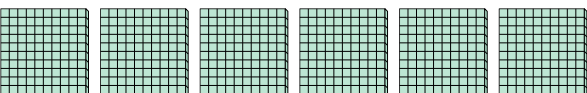
 hundreds = tens = ones

8. _____




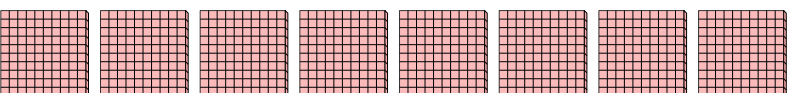
Use the blocks to determine the total quantities.

Ex) 
3 hundreds = 30 tens = 300 ones


1) 
6 hundreds = 60 tens = 600 ones


2) 
2 hundreds = 20 tens = 200 ones


3) 
9 hundreds = 90 tens = 900 ones

4) 
8 hundreds = 80 tens = 800 ones

5) 
1 hundreds = 10 tens = 100 ones

6) 
4 hundreds = 40 tens = 400 ones

7) 
7 hundreds = 70 tens = 700 ones


8) 
5 hundreds = 50 tens = 500 ones

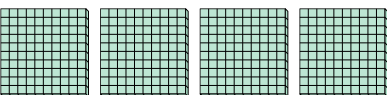
Answers


Ex.	<u>3</u>	<u>30</u>	<u>300</u>
1.	<u>6</u>	<u>60</u>	<u>600</u>
2.	<u>2</u>	<u>20</u>	<u>200</u>
3.	<u>9</u>	<u>90</u>	<u>900</u>
4.	<u>8</u>	<u>80</u>	<u>800</u>
5.	<u>1</u>	<u>10</u>	<u>100</u>
6.	<u>4</u>	<u>40</u>	<u>400</u>
7.	<u>7</u>	<u>70</u>	<u>700</u>
8.	<u>5</u>	<u>50</u>	<u>500</u>



Use the blocks to determine the total quantities.


Ex) 
 _____ hundreds = _____ tens = _____ ones


1) 
 _____ hundreds = _____ tens = _____ ones


2) 
 _____ hundreds = _____ tens = _____ ones


3) 
 _____ hundreds = _____ tens = _____ ones

4) 
 _____ hundreds = _____ tens = _____ ones

5) 
 _____ hundreds = _____ tens = _____ ones

6) 
 _____ hundreds = _____ tens = _____ ones

7) 
 _____ hundreds = _____ tens = _____ ones


8) 
 _____ hundreds = _____ tens = _____ ones

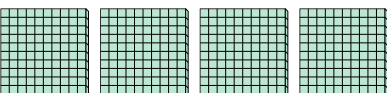
Answers


Ex.	<u>7</u>	<u>70</u>	<u>700</u>
1.	_____	_____	_____
2.	_____	_____	_____
3.	_____	_____	_____
4.	_____	_____	_____
5.	_____	_____	_____
6.	_____	_____	_____
7.	_____	_____	_____
8.	_____	_____	_____



Use the blocks to determine the total quantities.


Ex) 
7 hundreds = 70 tens = 700 ones


1) 
4 hundreds = 40 tens = 400 ones


2) 
5 hundreds = 50 tens = 500 ones

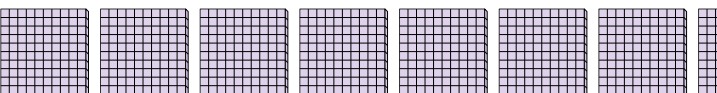
3) 
1 hundreds = 10 tens = 100 ones

4) 
2 hundreds = 20 tens = 200 ones

5) 
9 hundreds = 90 tens = 900 ones

6) 
3 hundreds = 30 tens = 300 ones

7) 
6 hundreds = 60 tens = 600 ones


8) 
8 hundreds = 80 tens = 800 ones


Answers

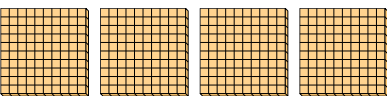
Ex.	<u>7</u>	<u>70</u>	<u>700</u>
1.	<u>4</u>	<u>40</u>	<u>400</u>
2.	<u>5</u>	<u>50</u>	<u>500</u>
3.	<u>1</u>	<u>10</u>	<u>100</u>
4.	<u>2</u>	<u>20</u>	<u>200</u>
5.	<u>9</u>	<u>90</u>	<u>900</u>
6.	<u>3</u>	<u>30</u>	<u>300</u>
7.	<u>6</u>	<u>60</u>	<u>600</u>
8.	<u>8</u>	<u>80</u>	<u>800</u>

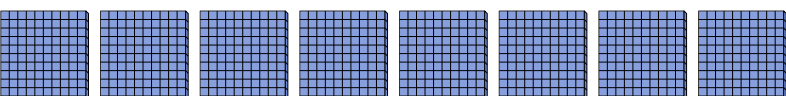


Use the blocks to determine the total quantities.

Ex) 
 _____ hundreds = _____ tens = _____ ones

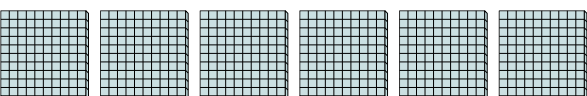
1) 
 _____ hundreds = _____ tens = _____ ones


2) 
 _____ hundreds = _____ tens = _____ ones


3) 
 _____ hundreds = _____ tens = _____ ones

4) 
 _____ hundreds = _____ tens = _____ ones

5) 
 _____ hundreds = _____ tens = _____ ones

6) 
 _____ hundreds = _____ tens = _____ ones

7) 
 _____ hundreds = _____ tens = _____ ones


8) 
 _____ hundreds = _____ tens = _____ ones


Answers

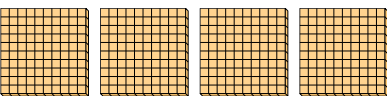
Ex.	<u>7</u>	<u>70</u>	<u>700</u>
1.	_____	_____	_____
2.	_____	_____	_____
3.	_____	_____	_____
4.	_____	_____	_____
5.	_____	_____	_____
6.	_____	_____	_____
7.	_____	_____	_____
8.	_____	_____	_____

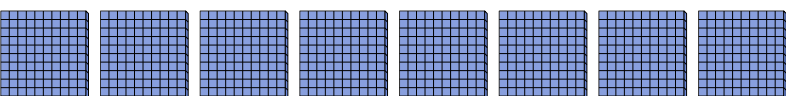


Use the blocks to determine the total quantities.

Ex) 
7 hundreds = 70 tens = 700 ones

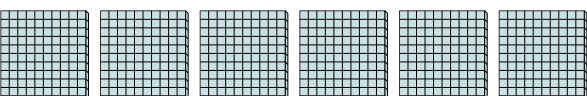
1) 
9 hundreds = 90 tens = 900 ones


2) 
4 hundreds = 40 tens = 400 ones


3) 
8 hundreds = 80 tens = 800 ones

4) 
1 hundreds = 10 tens = 100 ones

5) 
2 hundreds = 20 tens = 200 ones

6) 
6 hundreds = 60 tens = 600 ones

7) 
3 hundreds = 30 tens = 300 ones

8) 
5 hundreds = 50 tens = 500 ones

Answers

Ex.	<u>7</u>	<u>70</u>	<u>700</u>
1.	<u>9</u>	<u>90</u>	<u>900</u>
2.	<u>4</u>	<u>40</u>	<u>400</u>
3.	<u>8</u>	<u>80</u>	<u>800</u>
4.	<u>1</u>	<u>10</u>	<u>100</u>
5.	<u>2</u>	<u>20</u>	<u>200</u>
6.	<u>6</u>	<u>60</u>	<u>600</u>
7.	<u>3</u>	<u>30</u>	<u>300</u>
8.	<u>5</u>	<u>50</u>	<u>500</u>