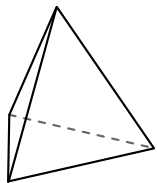




Use the diagram to determine the faces, vertices and edges of the shapes.

**Answers**

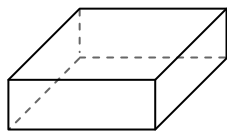
1)



triangular pyramid

faces: \_\_\_\_\_  
vertices: \_\_\_\_\_  
edges: \_\_\_\_\_

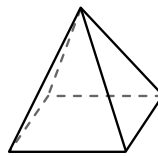
2)



rectangular prism

faces: \_\_\_\_\_  
vertices: \_\_\_\_\_  
edges: \_\_\_\_\_

3)

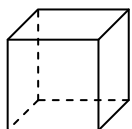


rectangular pyramid

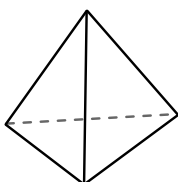
faces: \_\_\_\_\_  
vertices: \_\_\_\_\_  
edges: \_\_\_\_\_

1. \_\_\_\_\_
2. \_\_\_\_\_
3. \_\_\_\_\_
4. \_\_\_\_\_
5. \_\_\_\_\_
6. \_\_\_\_\_

4)



cube




triangular pyramid

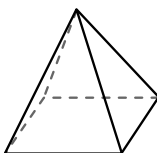
Which shape has more faces?

- A.cube
- B.triangular pyramid
- C.They both have the same number of faces.

5)



sphere

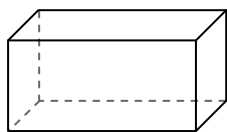


rectangular pyramid


Which shape has more vertices?

- A.sphere
- B.rectangular pyramid
- C.They both have the same number of vertices.

6)



rectangular prism



sphere

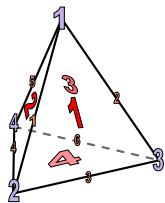
Which shape has more edges?

- A.rectangular prism
- B.sphere
- C.They both have the same number of edges.



Use the diagram to determine the faces, vertices and edges of the shapes.

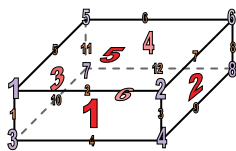
1)



triangular pyramid

faces: 4  
 vertices: 4  
 edges: 6

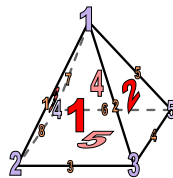
2)



rectangular prism

faces: 6  
 vertices: 8  
 edges: 12

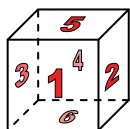
3)



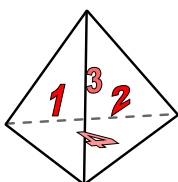
rectangular pyramid

faces: 5  
 vertices: 5  
 edges: 8

4)



cube




triangular pyramid

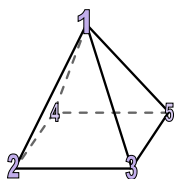
Which shape has more faces?

- A.cube
- B.triangular pyramid
- C.They both have the same number of faces.

5)



sphere

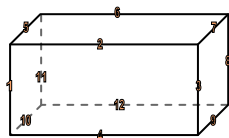


rectangular pyramid


Which shape has more vertices?

- A.sphere
- B.rectangular pyramid
- C.They both have the same number of vertices.

6)



rectangular prism



sphere

Which shape has more edges?

- A.rectangular prism
- B.sphere
- C.They both have the same number of edges.

Answers

- 1. 4, 4, 6
- 2. 6, 8, 12
- 3. 5, 5, 8
- 4. A
- 5. B
- 6. A