



**Solve each problem.**

- 1) For every enemy defeated 5 points are earned.

Create a table showing the points earned for destroying up to 5 enemies, then plot the values on the coordinate plane.




- 2) For every shirts made 4 buttons are used.

Create a table showing the buttons needed for making up to 5 shirts, then plot the values on the coordinate plane.




- 3) Every piece of chicken costs \$2.

Create a table showing the price for up to 5 pieces of chicken, then plot the values on the coordinate plane.




- 4) Every hour Dave walks 4 miles.

Create a table showing the miles travelled over the course of 5 hours, then plot the values on the coordinate plane.



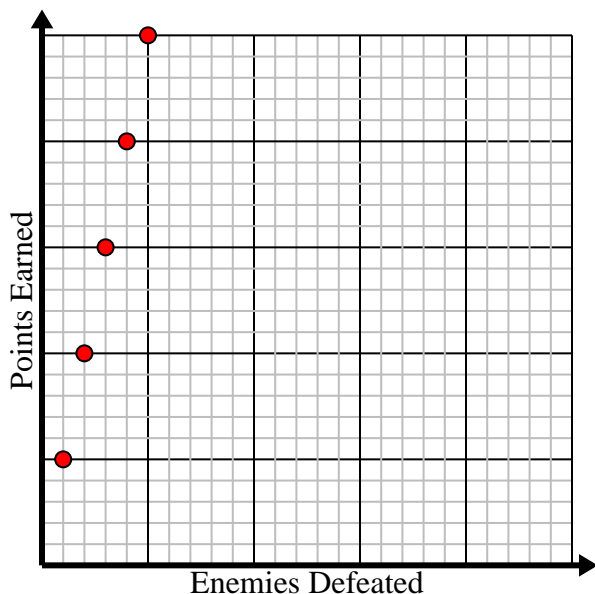



Solve each problem.

- 1) For every enemy defeated 5 points are earned.

Create a table showing the points earned for destroying up to 5 enemies, then plot the values on the coordinate plane.

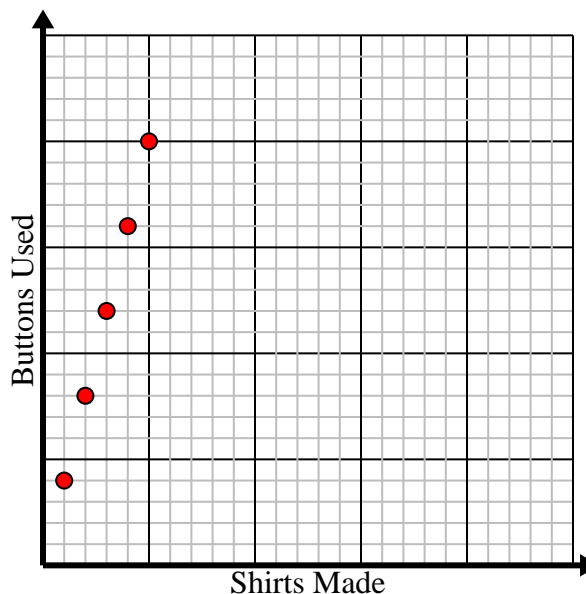
Enemies Defeated	1	2	3	4	5
Points Earned	5	10	15	20	25



- 2) For every shirts made 4 buttons are used.

Create a table showing the buttons needed for making up to 5 shirts, then plot the values on the coordinate plane.

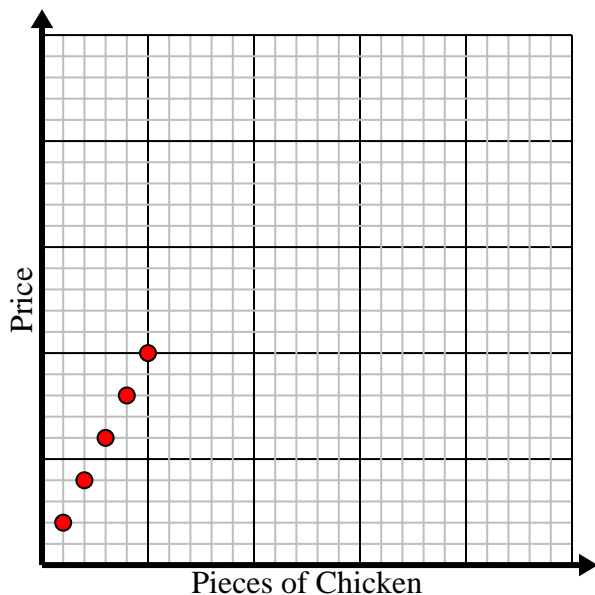
Shirts Made	1	2	3	4	5
Buttons Used	4	8	12	16	20



- 3) Every piece of chicken costs \$2.

Create a table showing the price for up to 5 pieces of chicken, then plot the values on the coordinate plane.

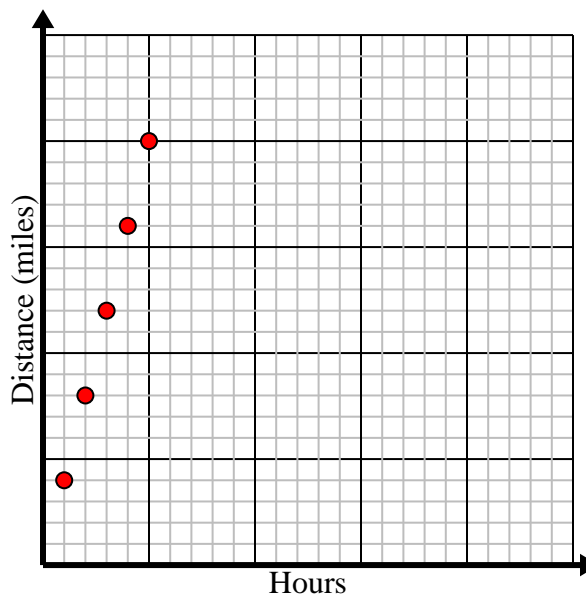
Pieces of Chicken	1	2	3	4	5
Price	2	4	6	8	10



- 4) Every hour Dave walks 4 miles.

Create a table showing the miles travelled over the course of 5 hours, then plot the values on the coordinate plane.

Hours	1	2	3	4	5
Distance (miles)	4	8	12	16	20

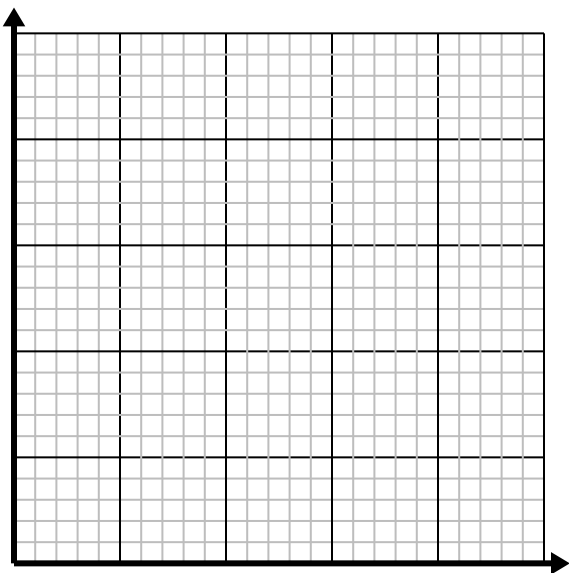




**Solve each problem.**

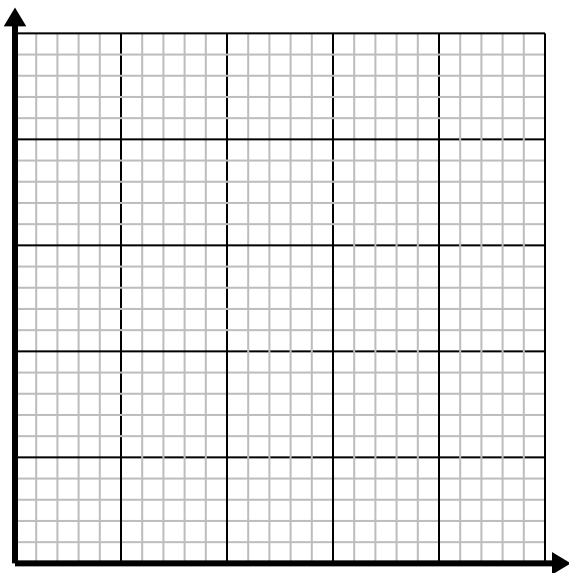
- 1) For every shirts made 3 buttons are used.

Create a table showing the buttons needed for making up to 5 shirts, then plot the values on the coordinate plane.

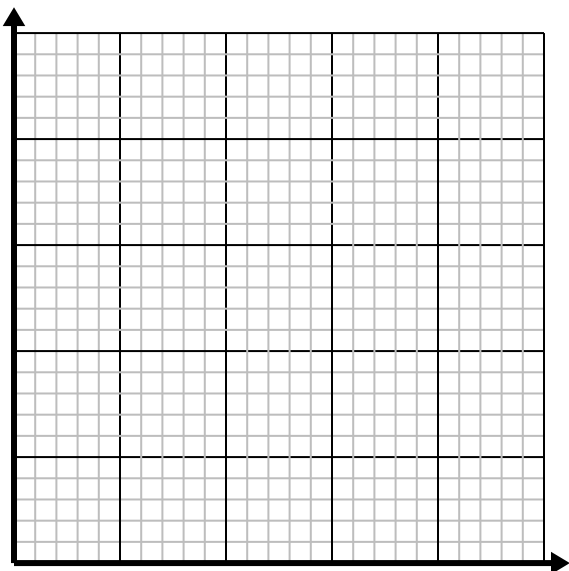
- 2) For every lawn mowed \$2 are earned.

Create a table showing the money earned for mowing up to 5 lawns, then plot the values on the coordinate plane.

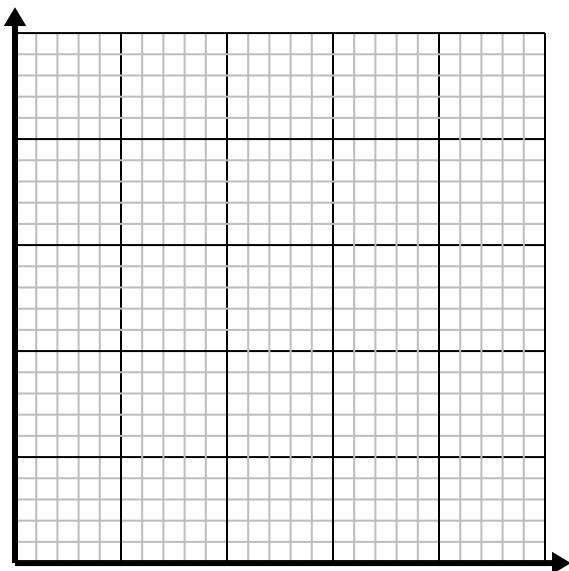
- 3) Every box of candy has 3 pieces of candy.

Create a table showing the pieces of candy in up to 5 boxes, then plot the values on the coordinate plane.

- 4) Every minute 2 books are printed.

Create a table showing the books printed over the course of 5 minutes, then plot the values on the coordinate plane.

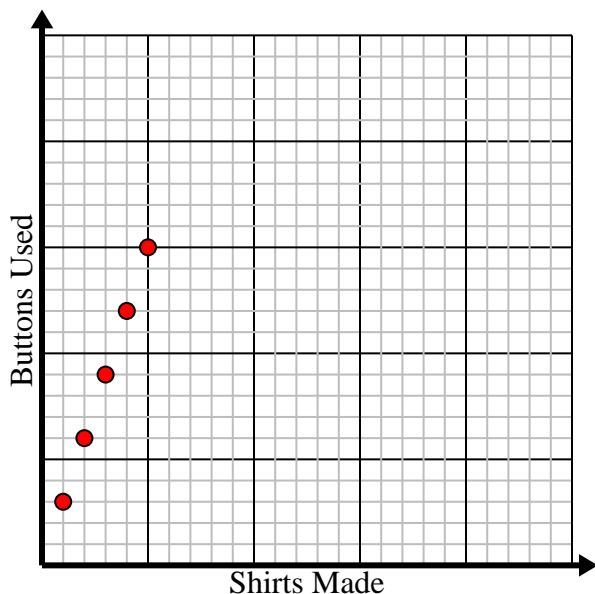


Solve each problem.

- 1) For every shirts made 3 buttons are used.

Create a table showing the buttons needed for making up to 5 shirts, then plot the values on the coordinate plane.

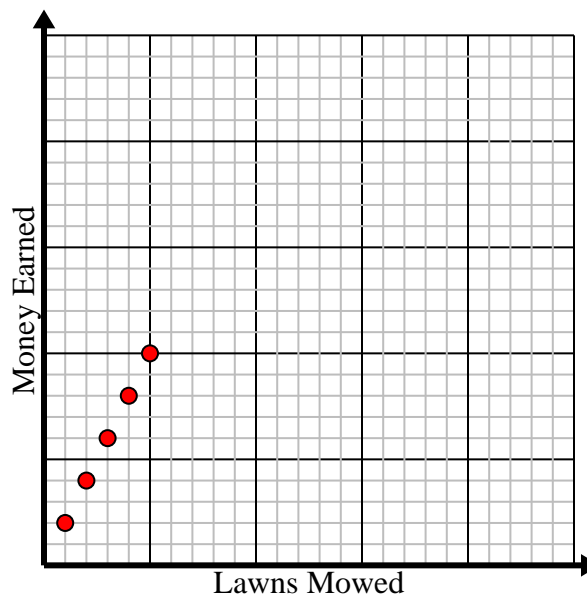
Shirts Made	1	2	3	4	5
Buttons Used	3	6	9	12	15



- 2) For every lawn mowed \$2 are earned.

Create a table showing the money earned for mowing up to 5 lawns, then plot the values on the coordinate plane.

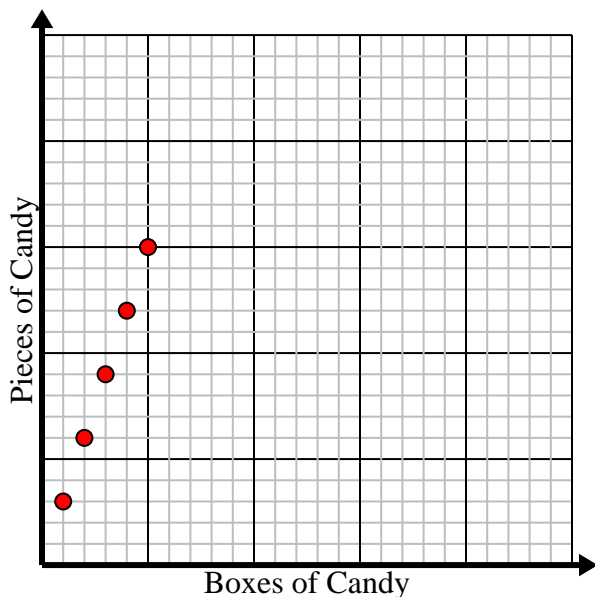
Lawns Mowed	1	2	3	4	5
Money Earned	2	4	6	8	10



- 3) Every box of candy has 3 pieces of candy.

Create a table showing the pieces of candy in up to 5 boxes, then plot the values on the coordinate plane.

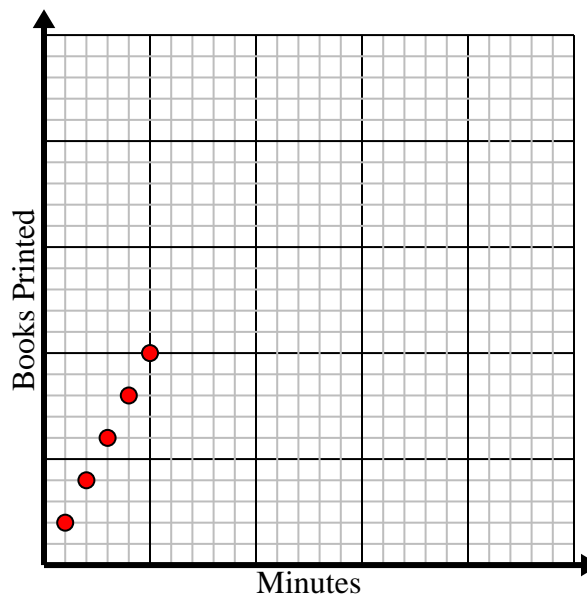
Boxes of Candy	1	2	3	4	5
Pieces of Candy	3	6	9	12	15



- 4) Every minute 2 books are printed.

Create a table showing the books printed over the course of 5 minutes, then plot the values on the coordinate plane.

Minutes	1	2	3	4	5
Books Printed	2	4	6	8	10

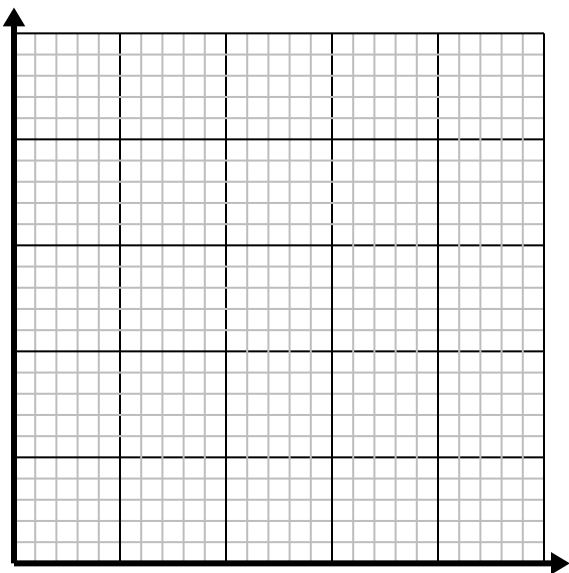




**Solve each problem.**

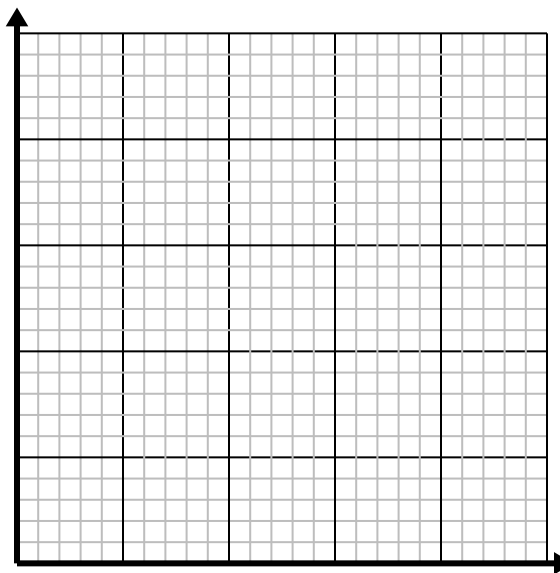
- 1) Every pound of meat costs \$5.25.

Create a table showing the price for up to 5 pounds of meat, then plot the values on the coordinate plane.

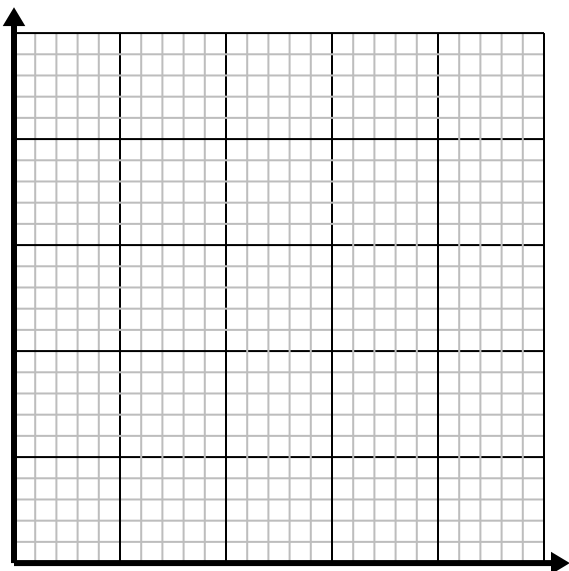
- 2) Every glass of lemonade requires 6 lemons.

Create a table showing the glasses of lemonade made using up to 5 lemons, then plot the values on the coordinate plane.

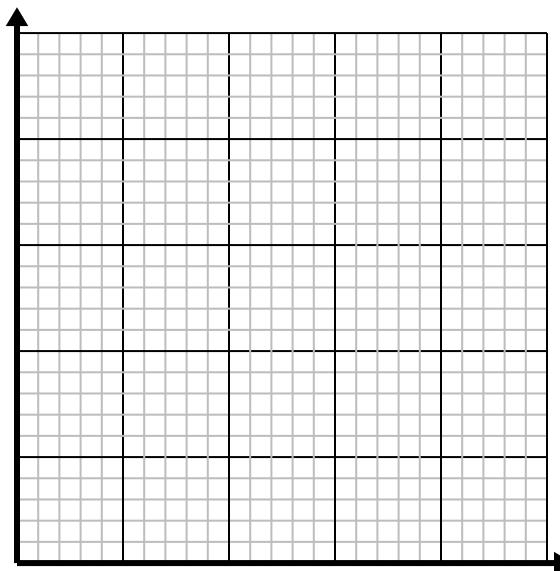
- 3) Every box of candy has 6 pieces of candy.

Create a table showing the pieces of candy in up to 5 boxes, then plot the values on the coordinate plane.

- 4) Every minute 2 books are printed.

Create a table showing the books printed over the course of 5 minutes, then plot the values on the coordinate plane.

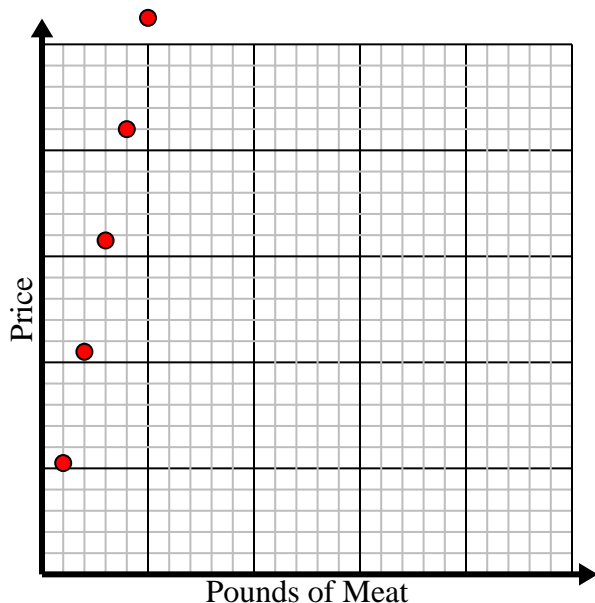


Solve each problem.

- 1) Every pound of meat costs \$5.25.

Create a table showing the price for up to 5 pounds of meat, then plot the values on the coordinate plane.

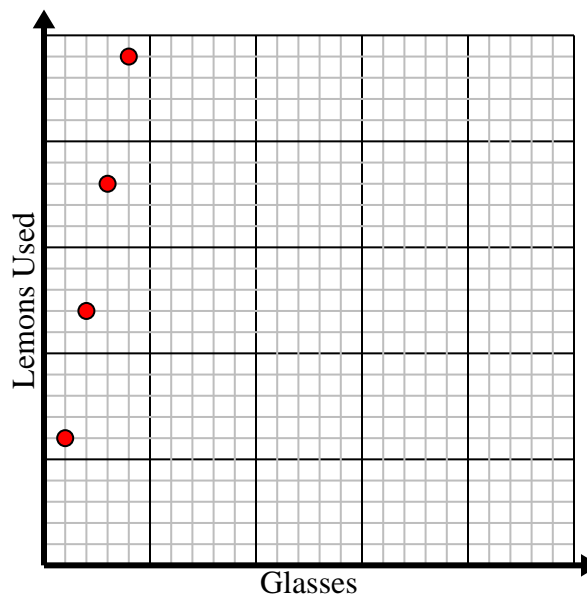
Pounds of Meat	1	2	3	4	5
Price	5.25	10.5	15.75	21	26.25



- 2) Every glass of lemonade requires 6 lemons.

Create a table showing the glasses of lemonade made using up to 5 lemons, then plot the values on the coordinate plane.

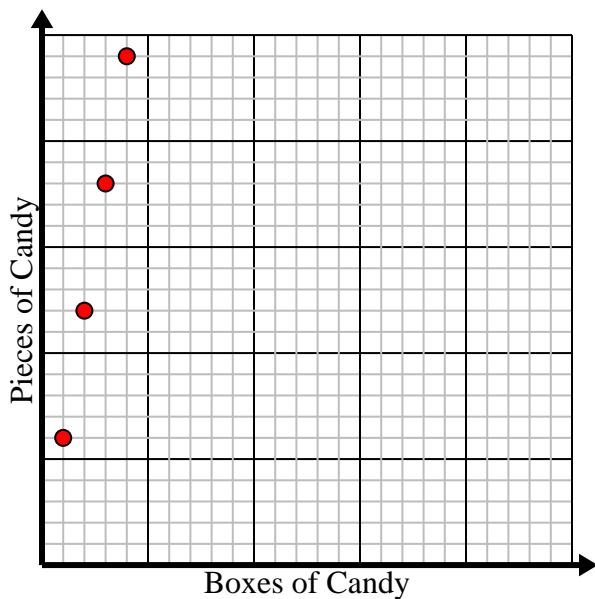
Glasses	1	2	3	4	5
Lemons Used	6	12	18	24	30



- 3) Every box of candy has 6 pieces of candy.

Create a table showing the pieces of candy in up to 5 boxes, then plot the values on the coordinate plane.

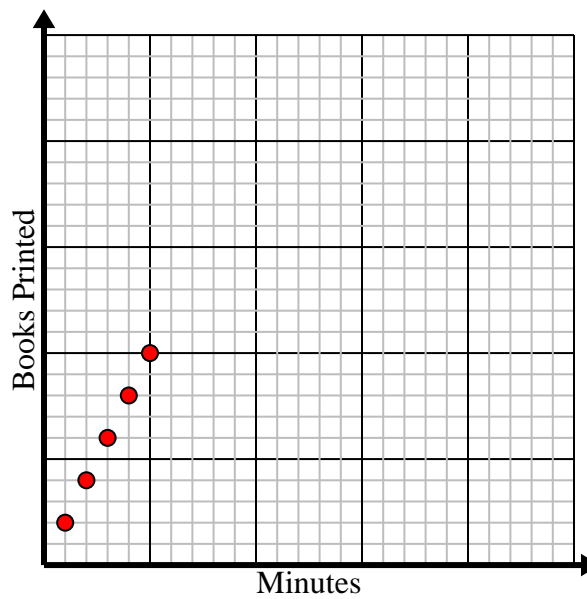
Boxes of Candy	1	2	3	4	5
Pieces of Candy	6	12	18	24	30



- 4) Every minute 2 books are printed.

Create a table showing the books printed over the course of 5 minutes, then plot the values on the coordinate plane.

Minutes	1	2	3	4	5
Books Printed	2	4	6	8	10

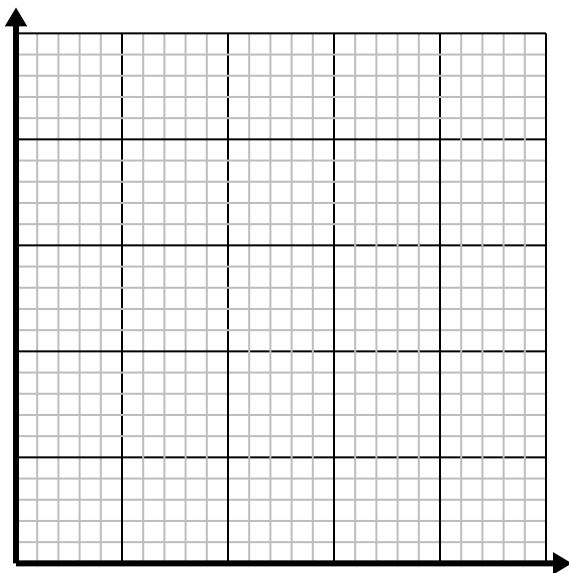




**Solve each problem.**

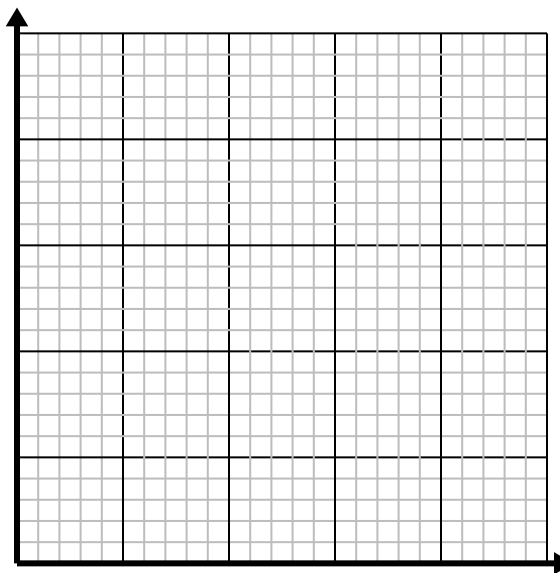
- 1) Every hour Kaleb walks 4 miles.

Create a table showing the miles travelled over the course of 5 hours, then plot the values on the coordinate plane.

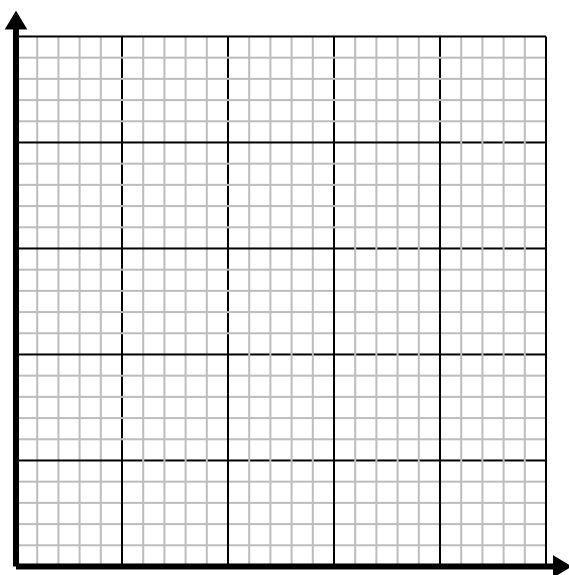
- 2) For every enemy defeated 2 points are earned.

Create a table showing the points earned for destroying up to 5 enemies, then plot the values on the coordinate plane.

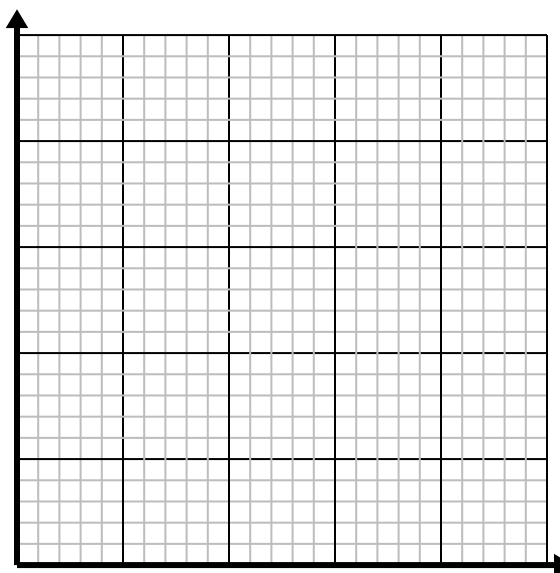
- 3) For every cup of flour 5 batches of cookies can be made.

Create a table showing the batches of cookies that can be made with up to 5 cups of flour, then plot the values on the coordinate plane.

- 4) For every shirts made 6 buttons are used.

Create a table showing the buttons needed for making up to 5 shirts, then plot the values on the coordinate plane.

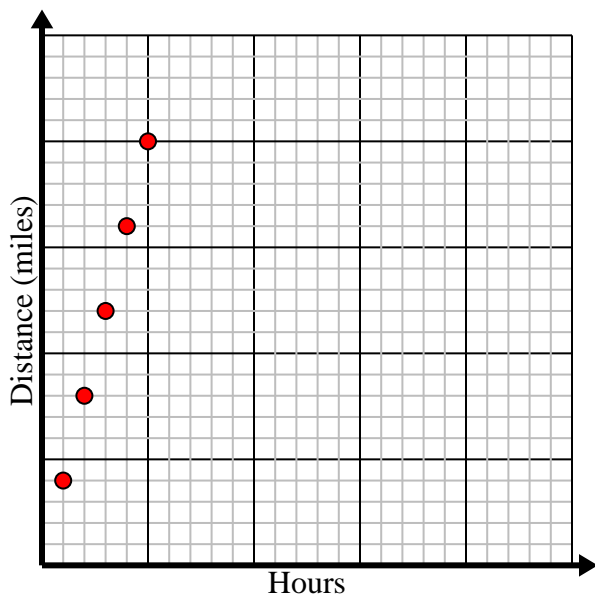


Solve each problem.

- 1) Every hour Kaleb walks 4 miles.

Create a table showing the miles travelled over the course of 5 hours, then plot the values on the coordinate plane.

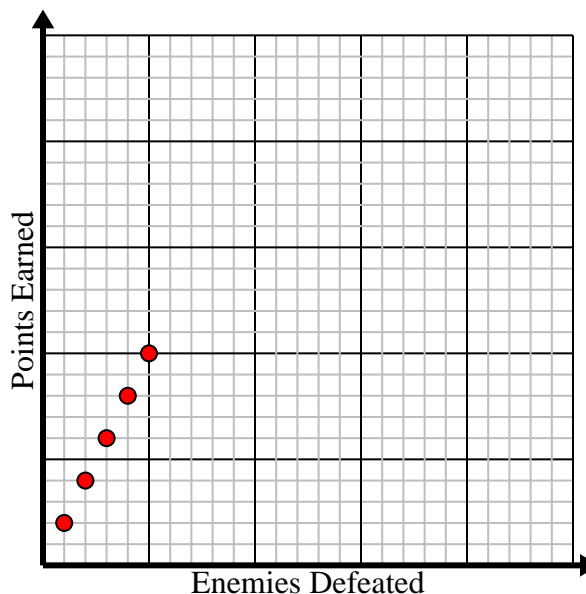
Hours	1	2	3	4	5
Distance (miles)	4	8	12	16	20



- 2) For every enemy defeated 2 points are earned.

Create a table showing the points earned for destroying up to 5 enemies, then plot the values on the coordinate plane.

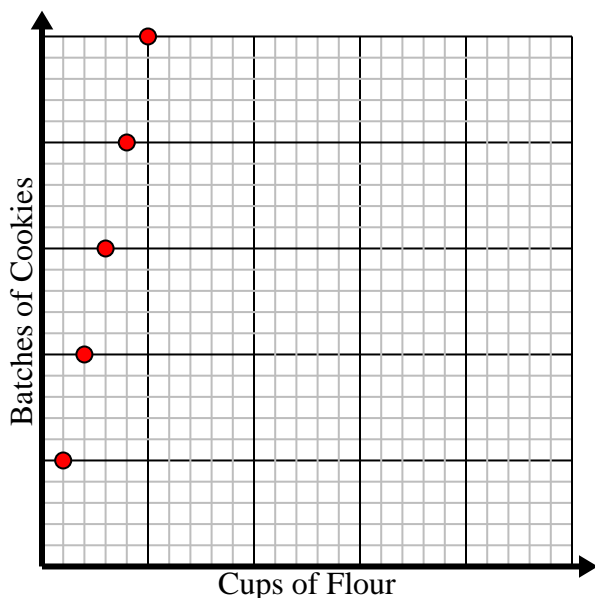
Enemies Defeated	1	2	3	4	5
Points Earned	2	4	6	8	10



- 3) For every cup of flour 5 batches of cookies can be made.

Create a table showing the batches of cookies that can be made with up to 5 cups of flour, then plot the values on the coordinate plane.

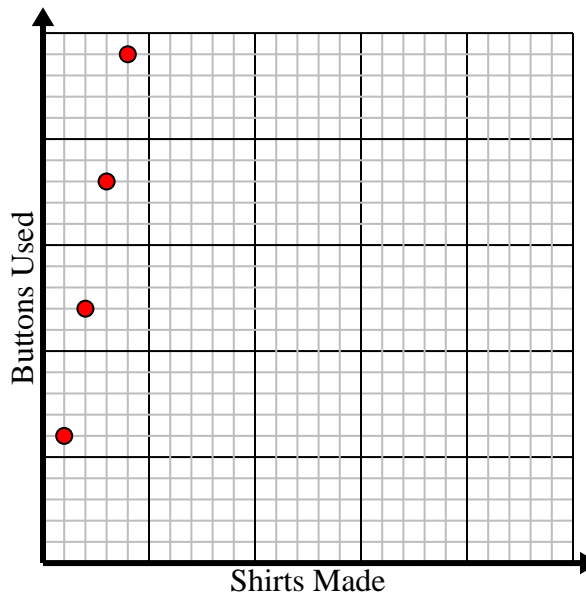
Cups of Flour	1	2	3	4	5
Batches of Cookies	5	10	15	20	25



- 4) For every shirts made 6 buttons are used.

Create a table showing the buttons needed for making up to 5 shirts, then plot the values on the coordinate plane.

Shirts Made	1	2	3	4	5
Buttons Used	6	12	18	24	30







**Solve each problem.**

- 1) Every hour Dave walks 5 miles.

Create a table showing the miles travelled over the course of 5 hours, then plot the values on the coordinate plane.




- 2) Every box of candy has 4 pieces of candy.

Create a table showing the pieces of candy in up to 5 boxes, then plot the values on the coordinate plane.




- 3) For every enemy defeated 5 points are earned.

Create a table showing the points earned for destroying up to 5 enemies, then plot the values on the coordinate plane.




- 4) Every glass of lemonade requires 3 lemons.

Create a table showing the glasses of lemonade made using up to 5 lemons, then plot the values on the coordinate plane.



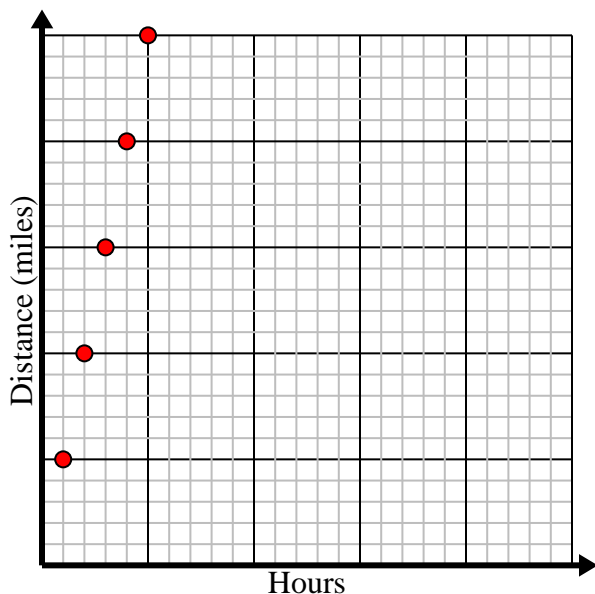



Solve each problem.

- 1) Every hour Dave walks 5 miles.

Create a table showing the miles travelled over the course of 5 hours, then plot the values on the coordinate plane.

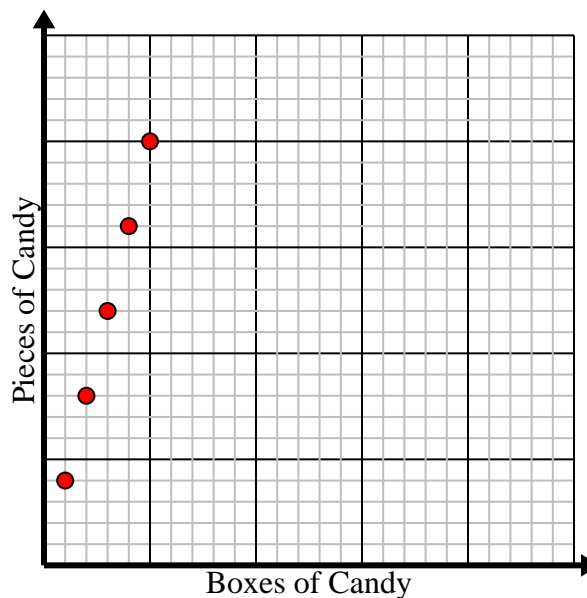
Hours	1	2	3	4	5
Distance (miles)	5	10	15	20	25



- 2) Every box of candy has 4 pieces of candy.

Create a table showing the pieces of candy in up to 5 boxes, then plot the values on the coordinate plane.

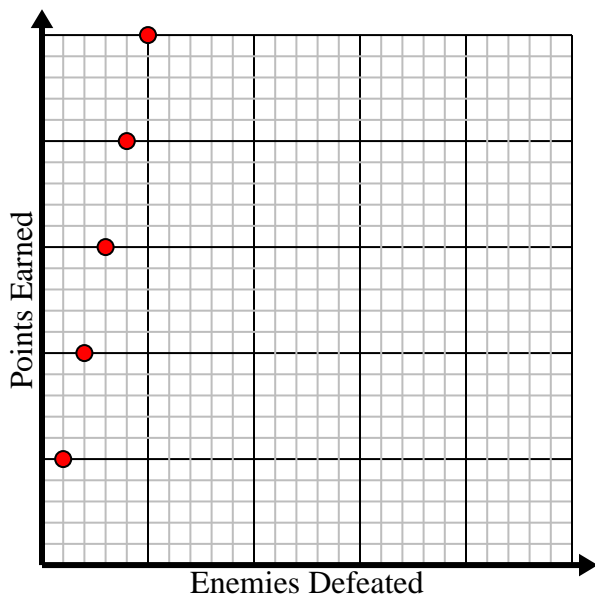
Boxes of Candy	1	2	3	4	5
Pieces of Candy	4	8	12	16	20



- 3) For every enemy defeated 5 points are earned.

Create a table showing the points earned for destroying up to 5 enemies, then plot the values on the coordinate plane.

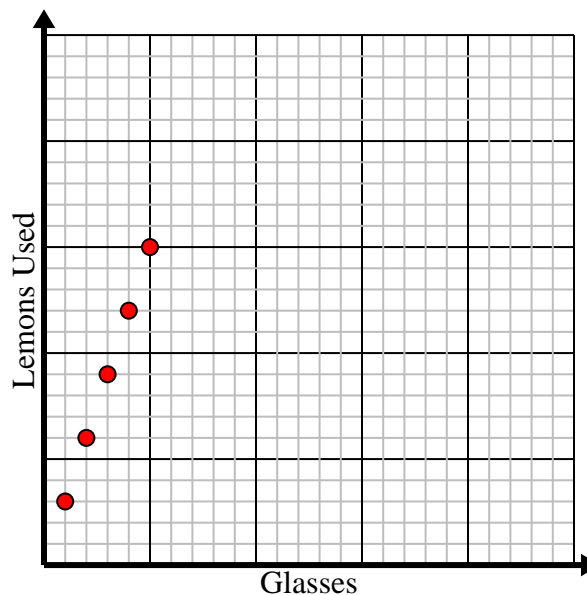
Enemies Defeated	1	2	3	4	5
Points Earned	5	10	15	20	25



- 4) Every glass of lemonade requires 3 lemons.

Create a table showing the glasses of lemonade made using up to 5 lemons, then plot the values on the coordinate plane.

Glasses	1	2	3	4	5
Lemons Used	3	6	9	12	15

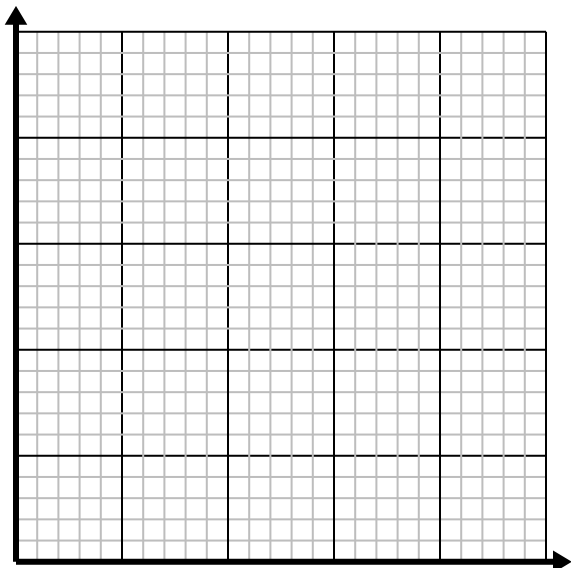




**Solve each problem.**

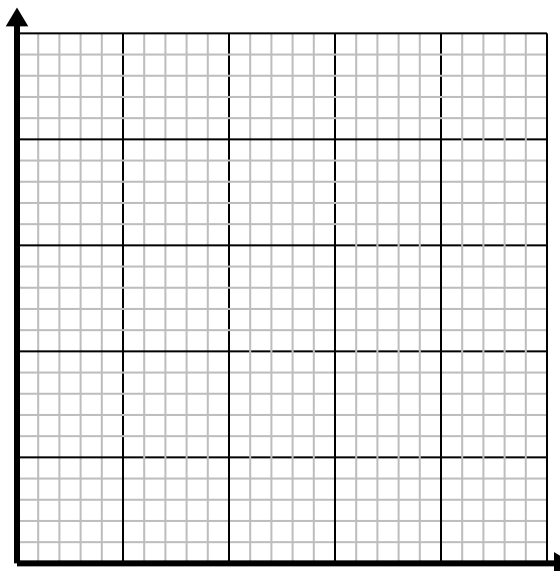
- 1) For every cup of flour 4 batches of cookies can be made.

Create a table showing the batches of cookies that can be made with up to 5 cups of flour, then plot the values on the coordinate plane.

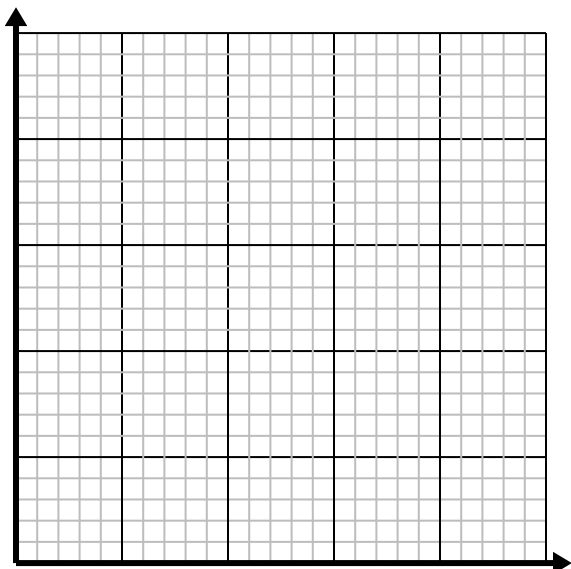
- 2) Every glass of lemonade requires 4 lemons.

Create a table showing the glasses of lemonade made using up to 5 lemons, then plot the values on the coordinate plane.

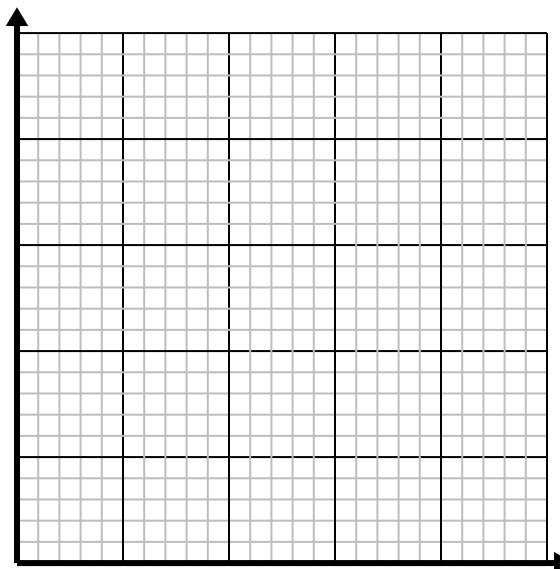
- 3) Every minute 2 books are printed.

Create a table showing the books printed over the course of 5 minutes, then plot the values on the coordinate plane.

- 4) For every lawn mowed \$5 are earned.

Create a table showing the money earned for mowing up to 5 lawns, then plot the values on the coordinate plane.

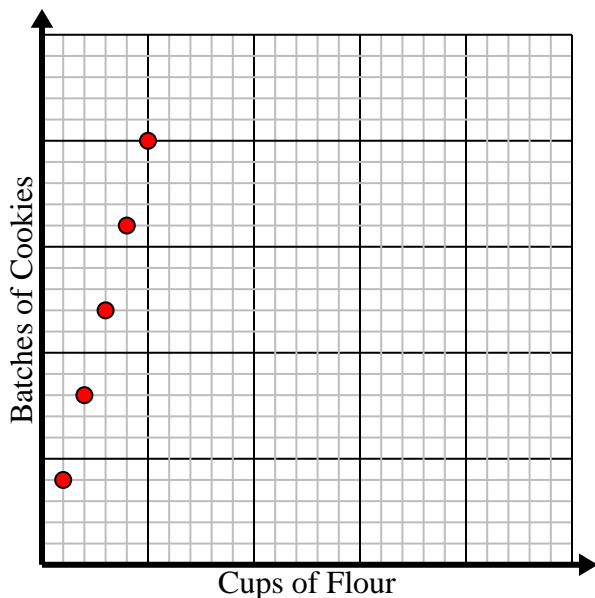


Solve each problem.

- 1) For every cup of flour 4 batches of cookies can be made.

Create a table showing the batches of cookies that can be made with up to 5 cups of flour, then plot the values on the coordinate plane.

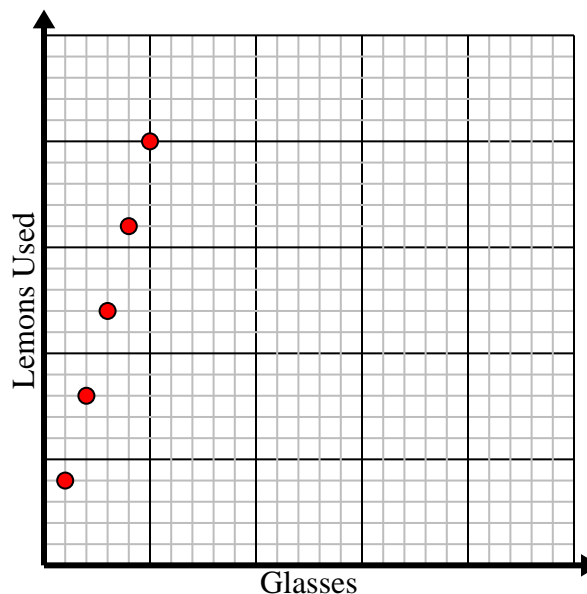
Cups of Flour	1	2	3	4	5
Batches of Cookies	4	8	12	16	20



- 2) Every glass of lemonade requires 4 lemons.

Create a table showing the glasses of lemonade made using up to 5 lemons, then plot the values on the coordinate plane.

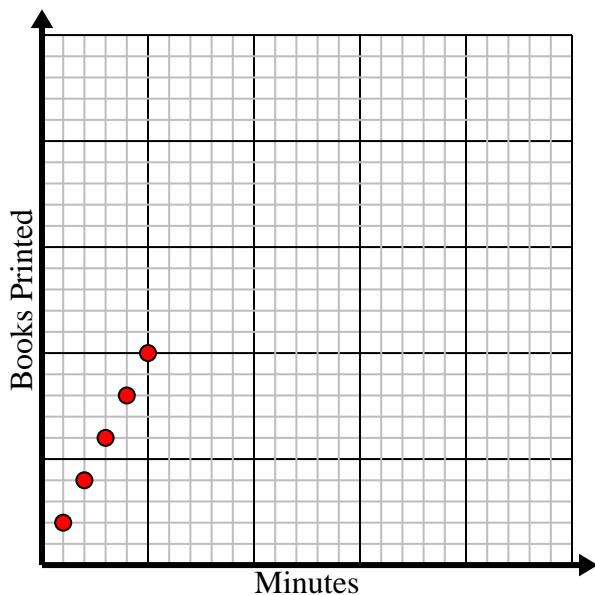
Glasses	1	2	3	4	5
Lemons Used	4	8	12	16	20



- 3) Every minute 2 books are printed.

Create a table showing the books printed over the course of 5 minutes, then plot the values on the coordinate plane.

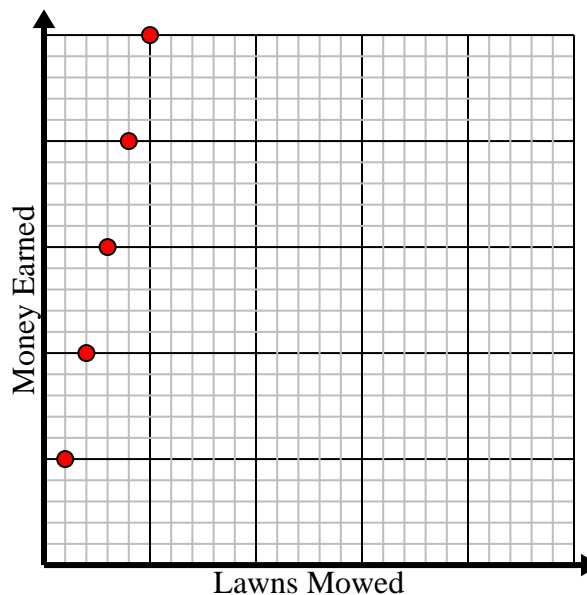
Minutes	1	2	3	4	5
Books Printed	2	4	6	8	10



- 4) For every lawn mowed \$5 are earned.

Create a table showing the money earned for mowing up to 5 lawns, then plot the values on the coordinate plane.

Lawns Mowed	1	2	3	4	5
Money Earned	5	10	15	20	25

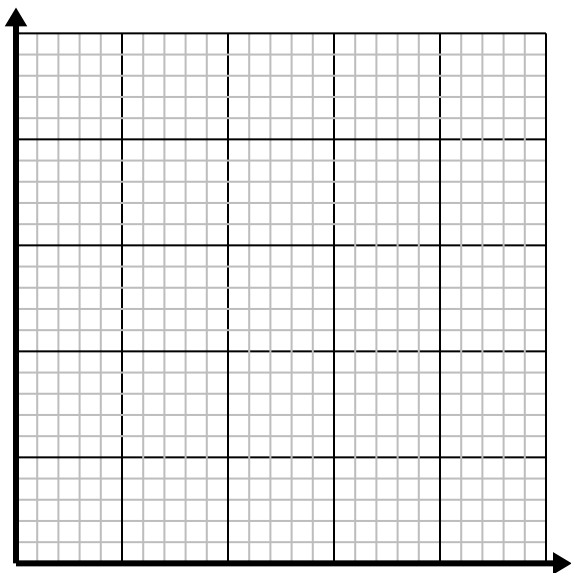




**Solve each problem.**

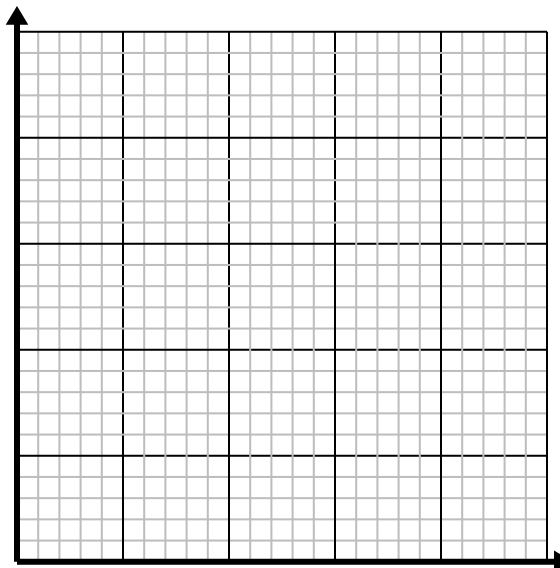
- 1) For every lawn mowed \$3 are earned.

Create a table showing the money earned for mowing up to 5 lawns, then plot the values on the coordinate plane.

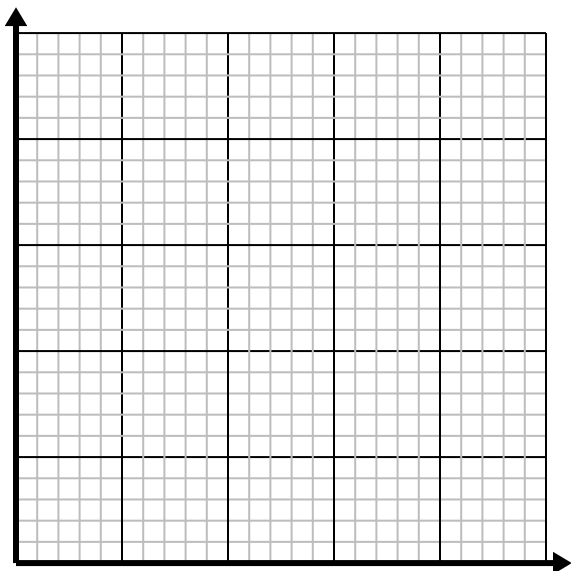
- 2) For every cup of flour 5 batches of cookies can be made.

Create a table showing the batches of cookies that can be made with up to 5 cups of flour, then plot the values on the coordinate plane.

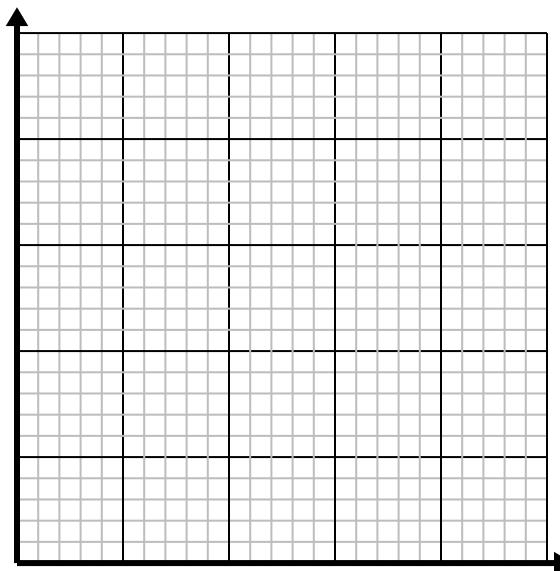
- 3) Every pound of meat costs \$6.66.

Create a table showing the price for up to 5 pounds of meat, then plot the values on the coordinate plane.

- 4) Every glass of lemonade requires 3 lemons.

Create a table showing the glasses of lemonade made using up to 5 lemons, then plot the values on the coordinate plane.

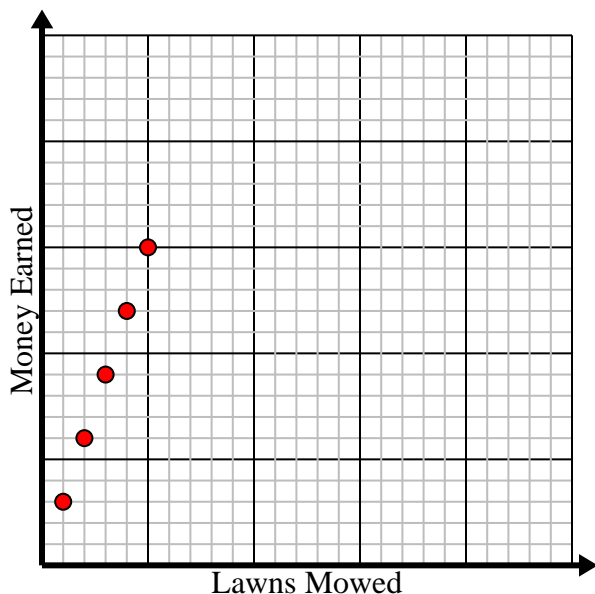


Solve each problem.

- 1) For every lawn mowed \$3 are earned.

Create a table showing the money earned for mowing up to 5 lawns, then plot the values on the coordinate plane.

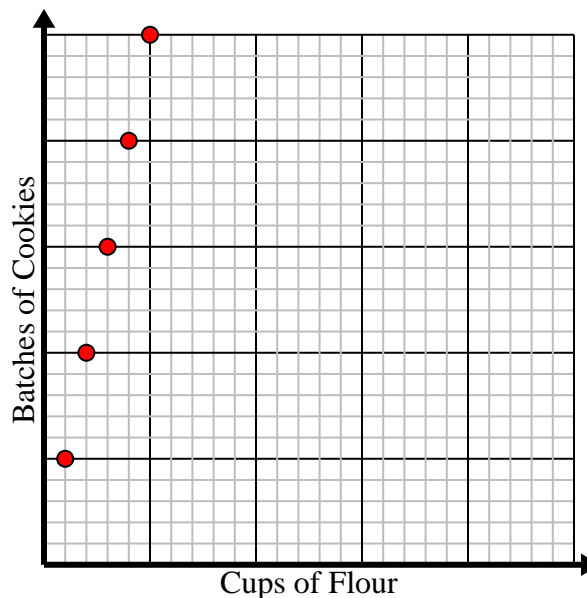
Lawns Mowed	1	2	3	4	5
Money Earned	3	6	9	12	15



- 2) For every cup of flour 5 batches of cookies can be made.

Create a table showing the batches of cookies that can be made with up to 5 cups of flour, then plot the values on the coordinate plane.

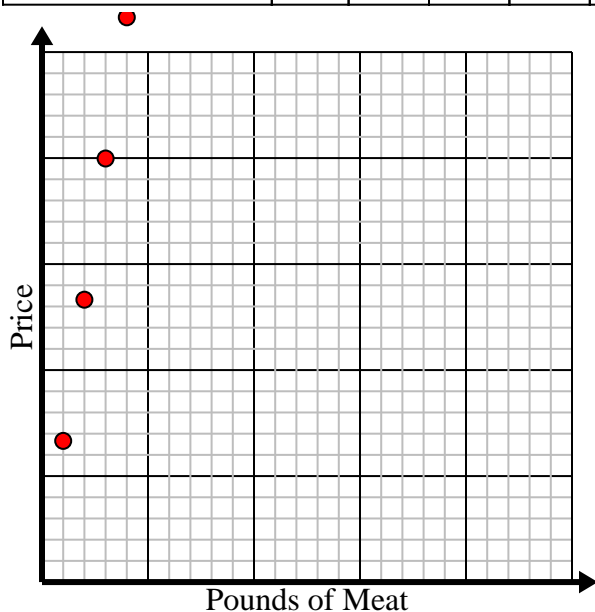
Cups of Flour	1	2	3	4	5
Batches of Cookies	5	10	15	20	25



- 3) Every pound of meat costs \$6.66.

Create a table showing the price for up to 5 pounds of meat, then plot the values on the coordinate plane.

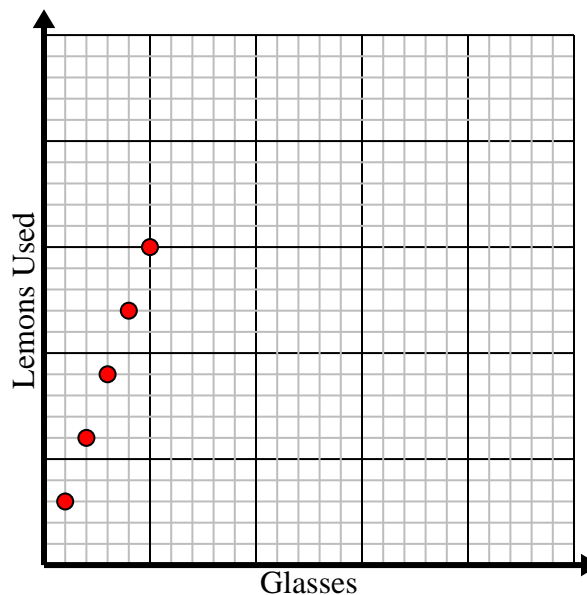
Pounds of Meat	1	2	3	4	5
Price	6.66	13.32	19.98	26.64	33.3



- 4) Every glass of lemonade requires 3 lemons.

Create a table showing the glasses of lemonade made using up to 5 lemons, then plot the values on the coordinate plane.

Glasses	1	2	3	4	5
Lemons Used	3	6	9	12	15

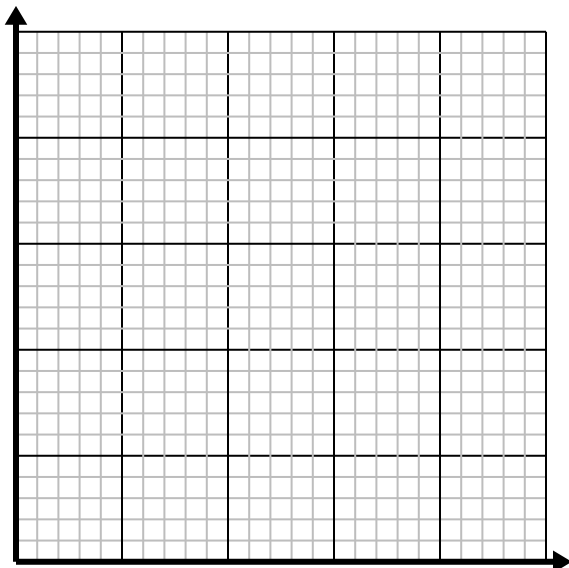




**Solve each problem.**

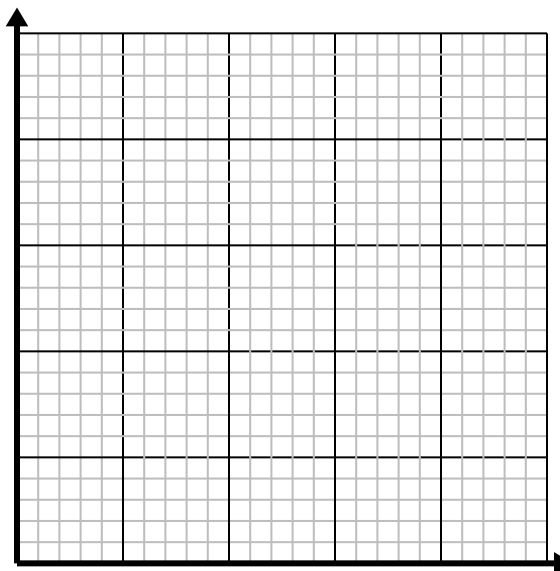
- 1) For every cup of flour 4 batches of cookies can be made.

Create a table showing the batches of cookies that can be made with up to 5 cups of flour, then plot the values on the coordinate plane.

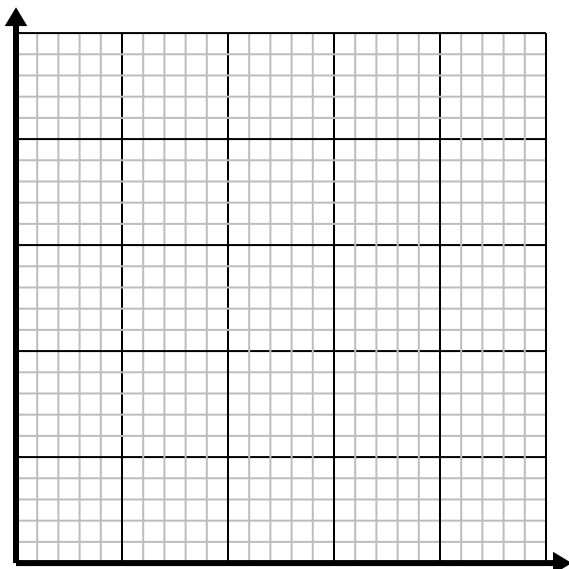
- 2) Every hour Edward walks 4 miles.

Create a table showing the miles travelled over the course of 5 hours, then plot the values on the coordinate plane.

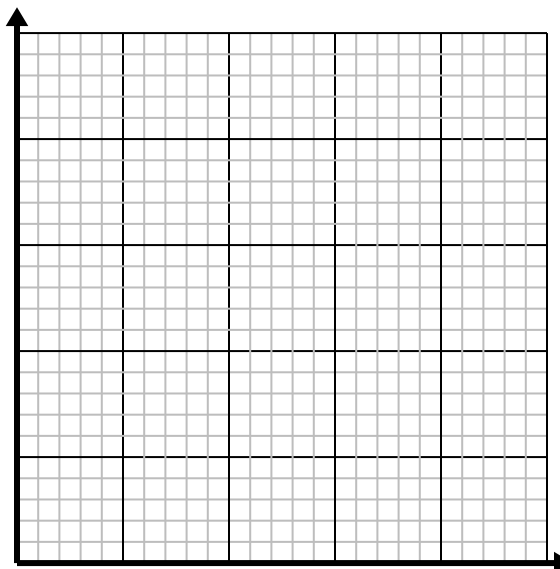
- 3) For every enemy defeated 2 points are earned.

Create a table showing the points earned for destroying up to 5 enemies, then plot the values on the coordinate plane.

- 4) Every box of candy has 4 pieces of candy.

Create a table showing the pieces of candy in up to 5 boxes, then plot the values on the coordinate plane.

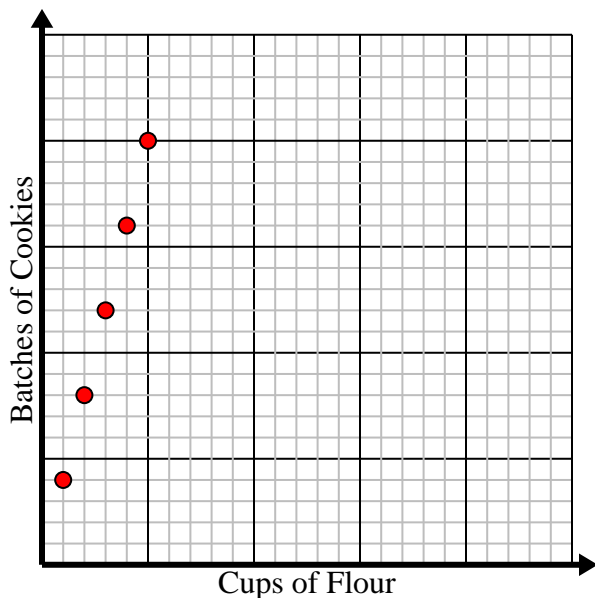


Solve each problem.

- 1) For every cup of flour 4 batches of cookies can be made.

Create a table showing the batches of cookies that can be made with up to 5 cups of flour, then plot the values on the coordinate plane.

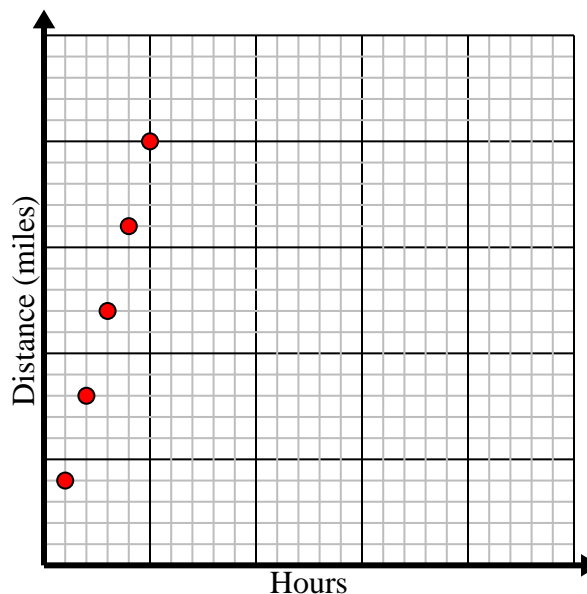
Cups of Flour	1	2	3	4	5
Batches of Cookies	4	8	12	16	20



- 2) Every hour Edward walks 4 miles.

Create a table showing the miles travelled over the course of 5 hours, then plot the values on the coordinate plane.

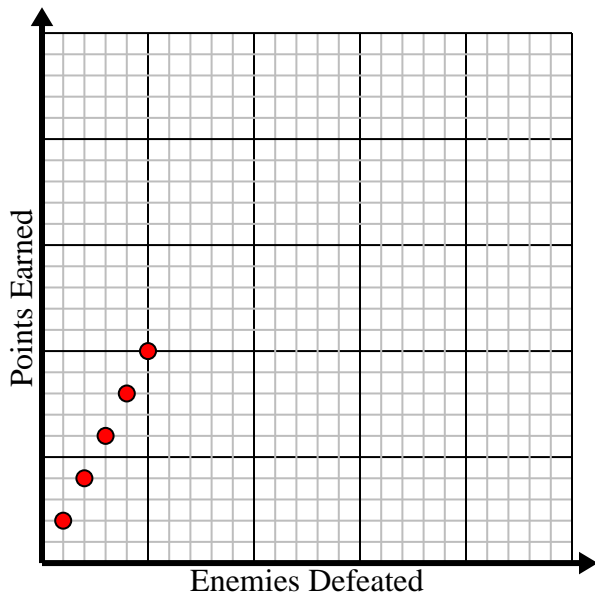
Hours	1	2	3	4	5
Distance (miles)	4	8	12	16	20



- 3) For every enemy defeated 2 points are earned.

Create a table showing the points earned for destroying up to 5 enemies, then plot the values on the coordinate plane.

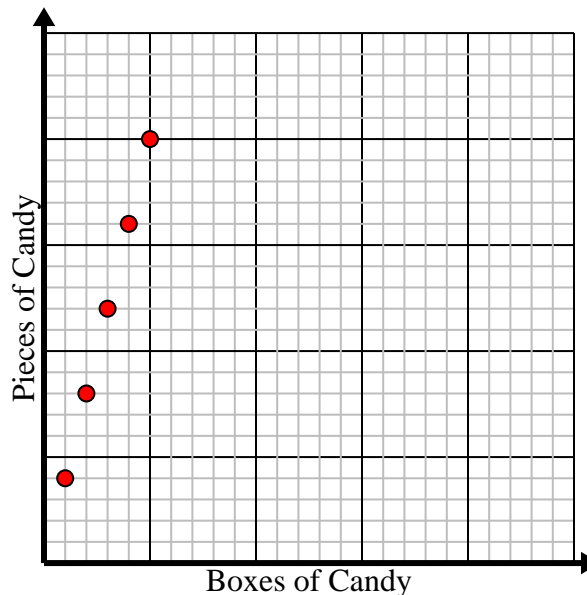
Enemies Defeated	1	2	3	4	5
Points Earned	2	4	6	8	10



- 4) Every box of candy has 4 pieces of candy.

Create a table showing the pieces of candy in up to 5 boxes, then plot the values on the coordinate plane.

Boxes of Candy	1	2	3	4	5
Pieces of Candy	4	8	12	16	20



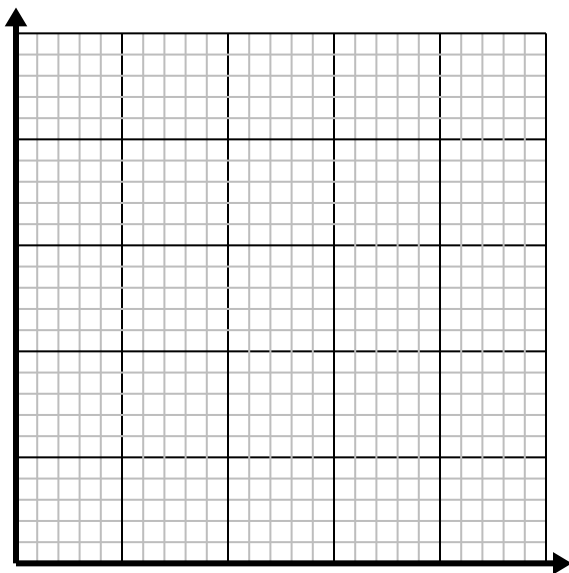




**Solve each problem.**

- 1) For every enemy defeated 2 points are earned.

Create a table showing the points earned for destroying up to 5 enemies, then plot the values on the coordinate plane.

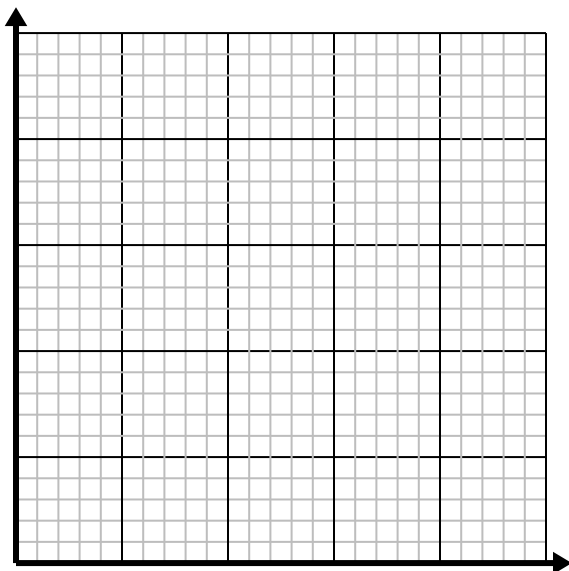
- 2) Every pound of meat costs \$2.63.

Create a table showing the price for up to 5 pounds of meat, then plot the values on the coordinate plane.




- 3) Every hour Jerry walks 5 miles.

Create a table showing the miles travelled over the course of 5 hours, then plot the values on the coordinate plane.

- 4) Every minute 3 books are printed.

Create a table showing the books printed over the course of 5 minutes, then plot the values on the coordinate plane.



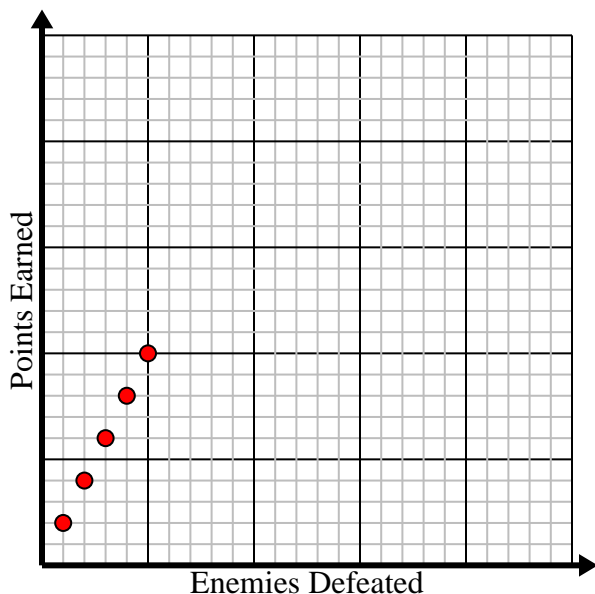



Solve each problem.

- 1) For every enemy defeated 2 points are earned.

Create a table showing the points earned for destroying up to 5 enemies, then plot the values on the coordinate plane.

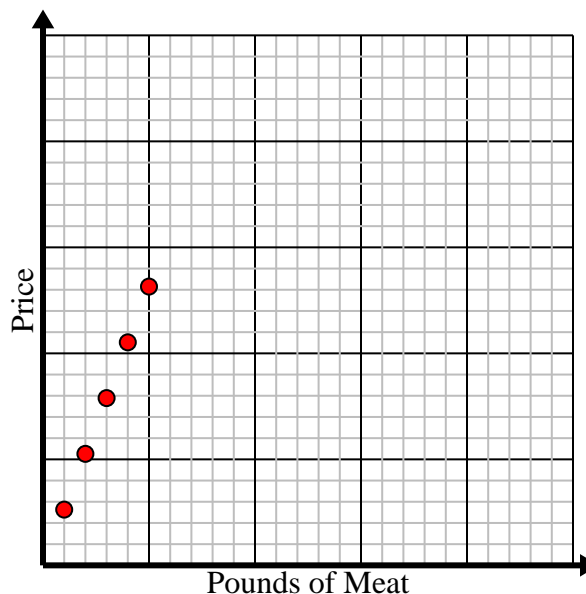
Enemies Defeated	1	2	3	4	5
Points Earned	2	4	6	8	10



- 2) Every pound of meat costs \$2.63.

Create a table showing the price for up to 5 pounds of meat, then plot the values on the coordinate plane.

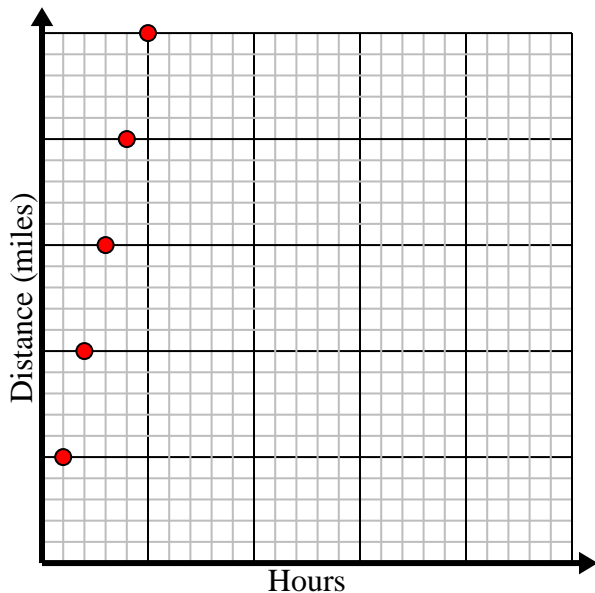
Pounds of Meat	1	2	3	4	5
Price	2.63	5.26	7.89	10.52	13.15



- 3) Every hour Jerry walks 5 miles.

Create a table showing the miles travelled over the course of 5 hours, then plot the values on the coordinate plane.

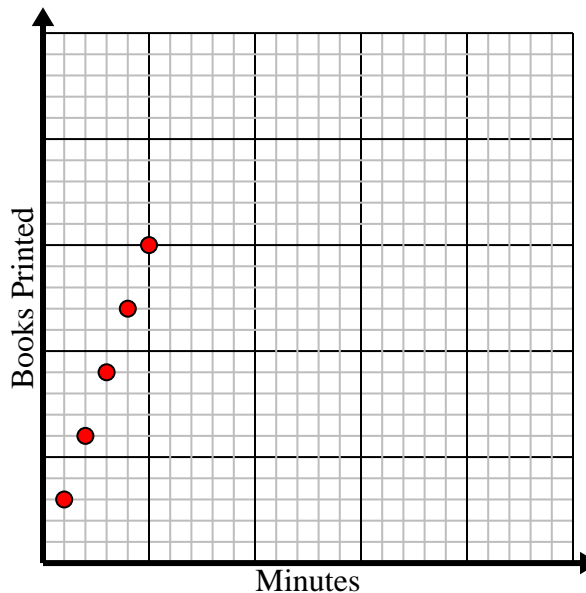
Hours	1	2	3	4	5
Distance (miles)	5	10	15	20	25



- 4) Every minute 3 books are printed.

Create a table showing the books printed over the course of 5 minutes, then plot the values on the coordinate plane.

Minutes	1	2	3	4	5
Books Printed	3	6	9	12	15

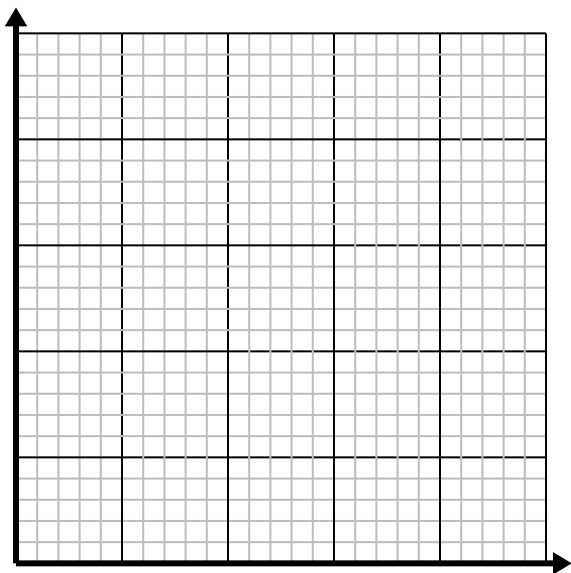




**Solve each problem.**

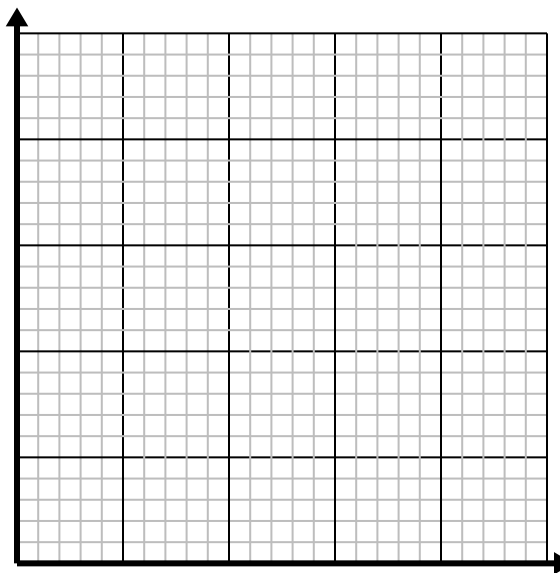
- 1) Every glass of lemonade requires 3 lemons.

Create a table showing the glasses of lemonade made using up to 5 lemons, then plot the values on the coordinate plane.

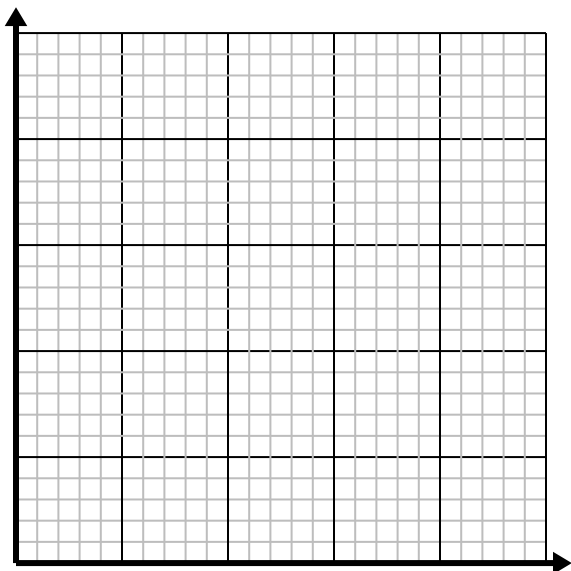
- 2) For every enemy defeated 5 points are earned.

Create a table showing the points earned for destroying up to 5 enemies, then plot the values on the coordinate plane.

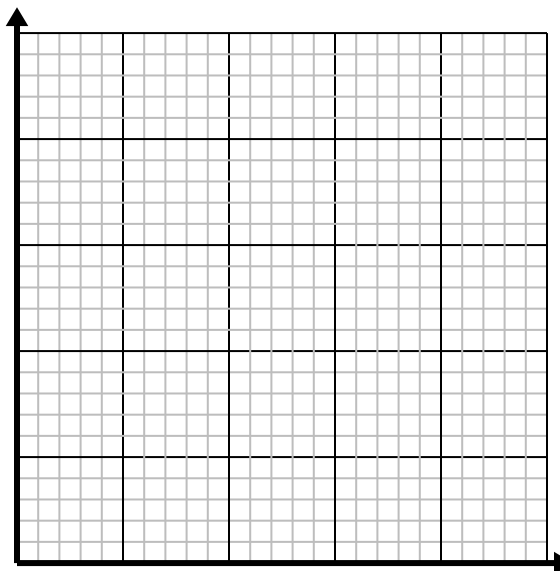
- 3) Every pound of meat costs \$4.39.

Create a table showing the price for up to 5 pounds of meat, then plot the values on the coordinate plane.

- 4) Every box of candy has 6 pieces of candy.

Create a table showing the pieces of candy in up to 5 boxes, then plot the values on the coordinate plane.

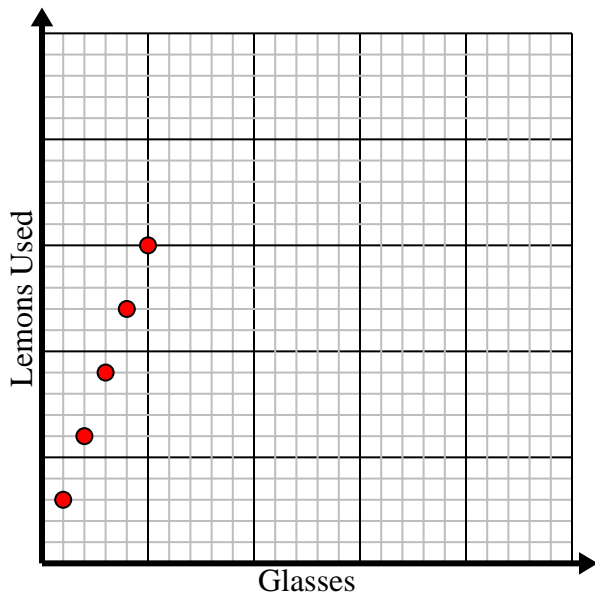


Solve each problem.

- 1) Every glass of lemonade requires 3 lemons.

Create a table showing the glasses of lemonade made using up to 5 lemons, then plot the values on the coordinate plane.

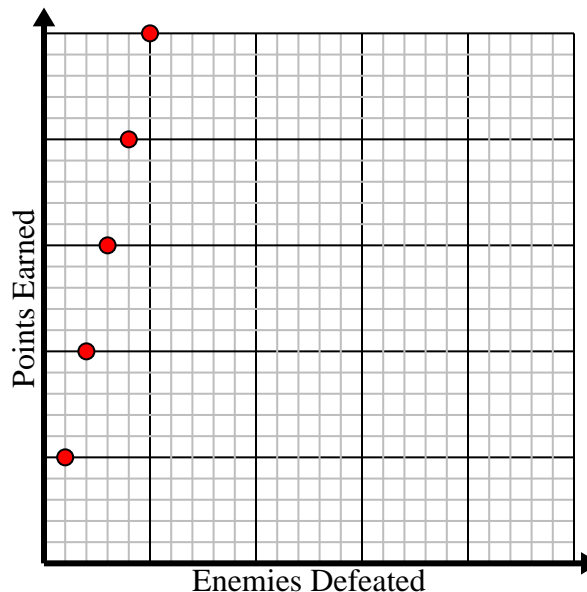
Glasses	1	2	3	4	5
Lemons Used	3	6	9	12	15



- 2) For every enemy defeated 5 points are earned.

Create a table showing the points earned for destroying up to 5 enemies, then plot the values on the coordinate plane.

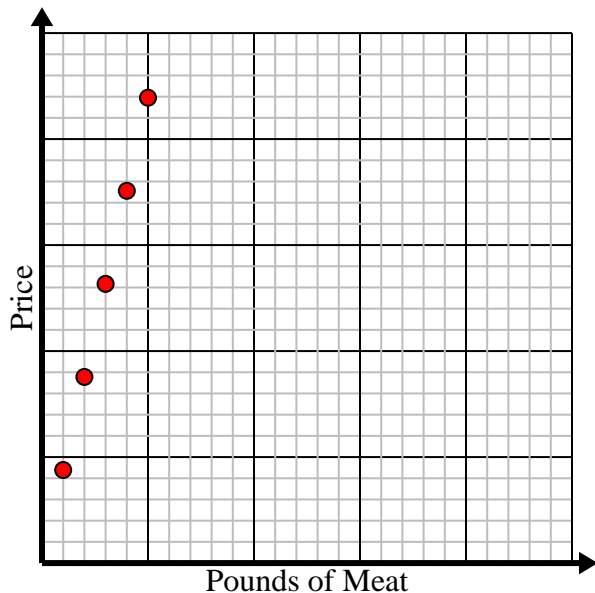
Enemies Defeated	1	2	3	4	5
Points Earned	5	10	15	20	25



- 3) Every pound of meat costs \$4.39.

Create a table showing the price for up to 5 pounds of meat, then plot the values on the coordinate plane.

Pounds of Meat	1	2	3	4	5
Price	4.39	8.78	13.17	17.56	21.95



- 4) Every box of candy has 6 pieces of candy.

Create a table showing the pieces of candy in up to 5 boxes, then plot the values on the coordinate plane.

Boxes of Candy	1	2	3	4	5
Pieces of Candy	6	12	18	24	30

