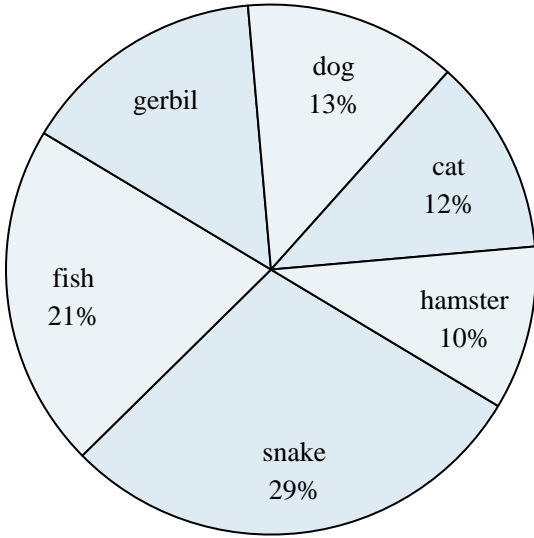




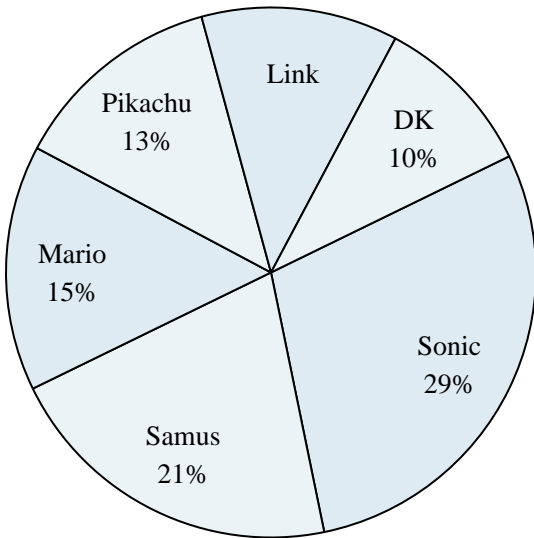
Use the graph to solve.

Favorite Pet



- Which two pets did about half the people say was their favorite?
- Which pet did the least amount of people say was their favorite?
- Which pet did the greatest number of people like?
- What percent of people said the cat was their favorite pet?
- What percent of people preferred either the fish or the dog?

Favorite Game Character



- What percent of people said Pikachu was their favorite?
- Which character was the least popular?
- Which character was the most popular?
- Which two characters did about half the people say was their favorite?
- What percent of people said either Samus or Sonic was their favorite?

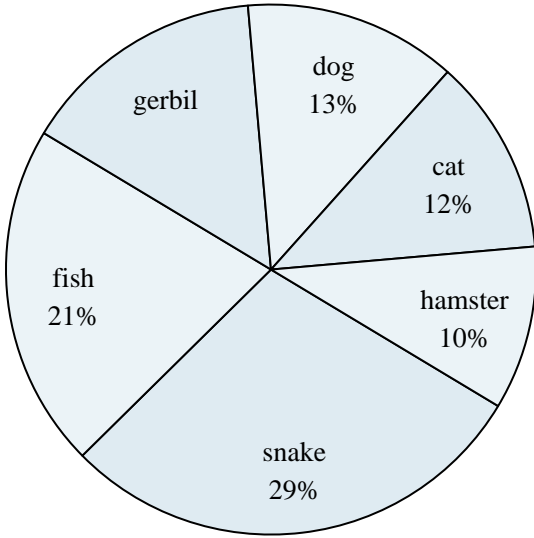
Answers

- _____
- _____
- _____
- _____
- _____
- _____
- _____
- _____
- _____
- _____



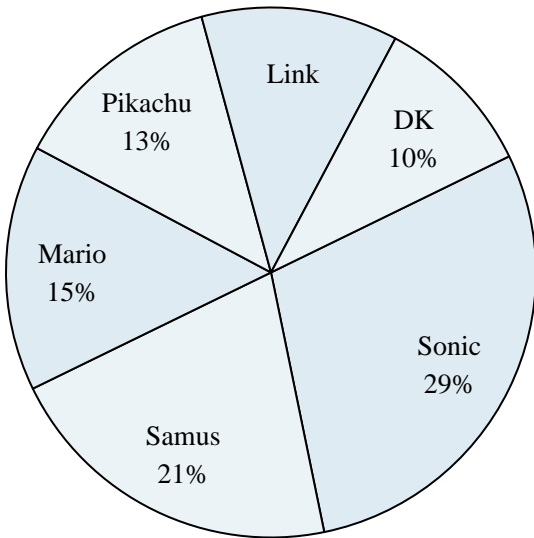
Use the graph to solve.

Favorite Pet



- Which two pets did about half the people say was their favorite?
- Which pet did the least amount of people say was their favorite?
- Which pet did the greatest number of people like?
- What percent of people said the cat was their favorite pet?
- What percent of people preferred either the fish or the dog?

Favorite Game Character



- What percent of people said Pikachu was their favorite?
- Which character was the least popular?
- Which character was the most popular?
- Which two characters did about half the people say was their favorite?
- What percent of people said either Samus or Sonic was their favorite?

Answers

- snake & fish
- hamster
- snake
- 12%
- 34%
- 13%
- DK
- Sonic
- Sonic & Samus
- 50%