




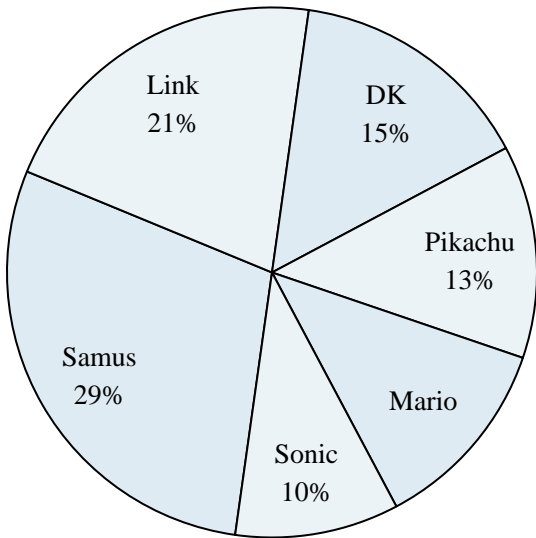
Use the graph to solve.

Time Spent on Homework



- 1) What is the combined amount of time spent on spelling and social studies?
- 2) The most time was spent on which subject?
- 3) What percent of the time was spent working on reading?
- 4) The least time was spent on which subject?
- 5) Which two subjects accounted for about half the time spent?

Favorite Game Character



- 6) What percent of people said DK was their favorite?
- 7) Which two characters did about half the people say was their favorite?
- 8) What percent of people said either Pikachu or Mario was their favorite?
- 9) Which character was the least popular?
- 10) Which character was the most popular?


Answers

1. _____
2. _____
3. _____
4. _____
5. _____
6. _____
7. _____
8. _____
9. _____
10. _____



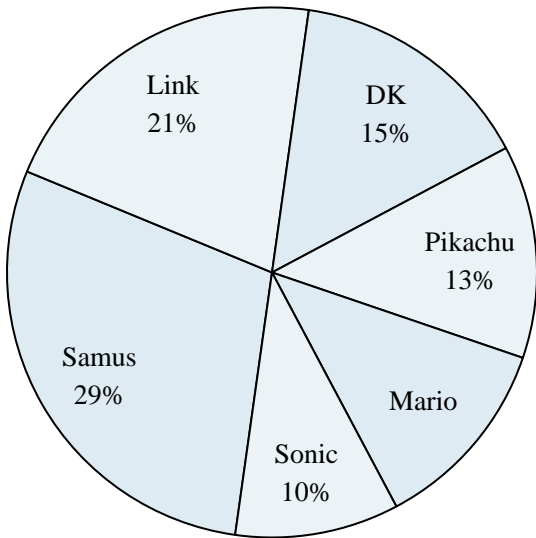
Use the graph to solve.

Time Spent on Homework



- 1) What is the combined amount of time spent on spelling and social studies?
- 2) The most time was spent on which subject?
- 3) What percent of the time was spent working on reading?
- 4) The least time was spent on which subject?
- 5) Which two subjects accounted for about half the time spent?

Favorite Game Character



- 6) What percent of people said DK was their favorite?
- 7) Which two characters did about half the people say was their favorite?
- 8) What percent of people said either Pikachu or Mario was their favorite?
- 9) Which character was the least popular?
- 10) Which character was the most popular?

Answers

1. 25%
2. science
3. 20%
4. social studies
5. science & reading
6. 15%
7. Samus & Link
8. 25%
9. Sonic
10. Samus