Measuring and Showing Data Name:

**Measure each ITEM tip to tip then place your results in the line plot.**

**Ex)**

**1)**

**2)** 

**3)** 

**4)**

**5)** 

**6)** 

**7)**

**8)** 

**9)**

**10)**

**11)**

**Line Plot**

| | | | | | | | |
|---|---|---|---|---|---|---|---|
| $\frac{1}{4}$ | $\frac{1}{2}$ | $\frac{3}{4}$ | 1 | $1\frac{1}{4}$ | $1\frac{1}{2}$ | $1\frac{3}{4}$ | 2 |

**Answers**

Ex. $\frac{1}{4}$

1. _____
2. _____
3. _____
4. _____
5. _____
6. _____
7. _____
8. _____
9. _____
10. _____
11. _____



| | | | | | | | | | | |
|---|---|---|---|---|---|---|---|---|---|---|
| 1-10 | 91 | 82 | 73 | 64 | 55 | 45 | 36 | 27 | 18 | 9 |
| 11 | 0 | | | | | | | | | |

Measuring and Showing Data

Name: **Answer Key**

**Measure each ITEM tip to tip then place your results in the line plot.**

**Ex)**

**1)**

**2)** 

**3)** 

**4)**

**5)** 

**6)** 

**7)**

**8)** 

**9)**

**10)**

**11)**

**Line Plot**

| | | | | | | | |
|---|---|---|---|---|---|---|---|
| | X | | X | X | | | X |
| X | X | X | X | X | X | X | X |
| ¼ | ½ | ¾ | 1 | 1 ¼ | 1 ½ | 1 ¾ | 2 |

## Answers

| | |
|---|---|
| Ex. | ¼ |
| 1. | 1 |
| 2. | 1 ½ |
| 3. | 1 ¼ |
| 4. | ¾ |
| 5. | 2 |
| 6. | 1 ¾ |
| 7. | ½ |
| 8. | 2 |
| 9. | 1 |
| 10. | ½ |
| 11. | 1 ¼ |



| | | | | | | | | | | |
|---|---|---|---|---|---|---|---|---|---|---|
| 1-10 | 91 | 82 | 73 | 64 | 55 | 45 | 36 | 27 | 18 | 9 |
| 11 | 0 | | | | | | | | | |