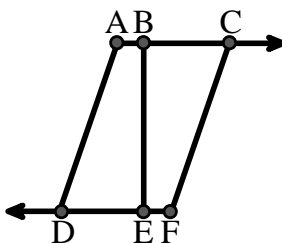




Solve each problem.

Use the graphic to the right to find the following (if possible):

- 1) A Ray _____
- 2) Perpendicular Lines _____
- 3) Intersecting Lines _____
- 4) A Line _____
- 5) A Segment _____
- 6) Parallel Lines _____

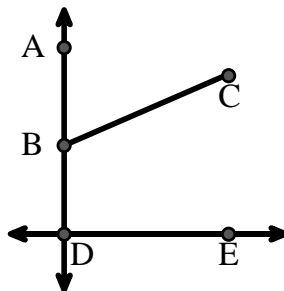


Answers

1. _____
2. _____
3. _____
4. _____
5. _____
6. _____
7. _____
8. _____
9. _____
10. _____

Use the graphic to the right to find the following (if possible):


- 7) Straight Angle _____
- 8) Obtuse Angle _____
- 9) Right Angle _____
- 10) Acute Angle _____



11. graph
12. graph
13. graph
14. graph
15. graph

Use the dot matrix to draw the following:

- 11) Segment \overline{AC}
- 12) Straight Angle $\angle ABC$
- 13) Segment \overleftrightarrow{BD} perpendicular to \overline{BC}
- 14) Segment \overleftrightarrow{CE} parallel to segment \overline{BD}
- 15) Line \overleftrightarrow{FG} parallel to angle $\angle ABC$





Solve each problem.

Use the graphic to the right to find the following (if possible):

1) A Ray $\vec{AC}, \vec{BC}, \vec{FD}, \vec{ED}$

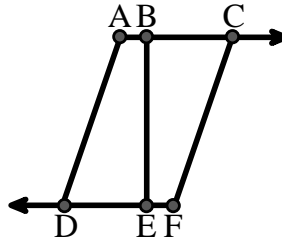
2) Perpendicular Lines _____

3) Intersecting Lines _____

4) A Line _____

5) A Segment $\overline{AB}, \overline{BC}, \overline{AD}, \overline{BE}, \overline{CF}, \overline{DE}, \overline{EF}$

6) Parallel Lines $(\vec{A} \& \vec{B}), (\vec{B} \& \vec{C}), (\vec{A} \& \vec{D}), (\vec{B} \& \vec{E}), (\vec{C} \& \vec{F}), (\vec{D} \& \vec{E}), (\vec{E} \& \vec{F})$



Answers

1. \vec{AC}

2. none

3. none

4. none

5. \overline{AB}

6. $(\vec{A} \& \vec{B})$

7. $\angle ABD$

8. $\angle DBC$

9. $\angle BDE$

10. $\angle ABC$

11. graph

12. graph

13. graph

14. graph

15. graph

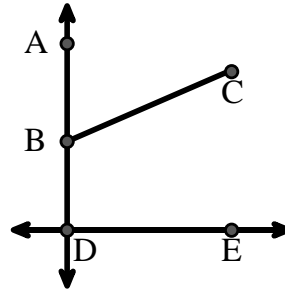
Use the graphic to the right to find the following (if possible):

7) Straight Angle $\angle ABD$

8) Obtuse Angle $\angle DBC$

9) Right Angle $\angle BDE$

10) Acute Angle $\angle ABC$



Use the dot matrix to draw the following:

11) Segment \overline{AC}

12) Straight Angle $\angle ABC$

13) Segment \overleftrightarrow{BD} perpendicular to \overline{BC}

14) Segment \overleftrightarrow{CE} parallel to segment \overline{BD}

15) Line \overleftrightarrow{FG} parallel to angle $\angle ABC$

