



Measure each of the bars (in centimeters) and then generate a line plot based on the information.

Answers



1. _____



2. _____



3. _____




4. _____



5. _____



6. _____



7. _____



8. _____



9. _____



10. _____



11. _____



12. _____



13. _____



14. _____





15. _____

Line Plot




Measure each of the bars (in centimeters) and then generate a line plot based on the information.

1)  3

2)  7


3)  7

4)  4

5)  7

6)  7

7)  3


8)  10

9)  7

10)  7

11)  7

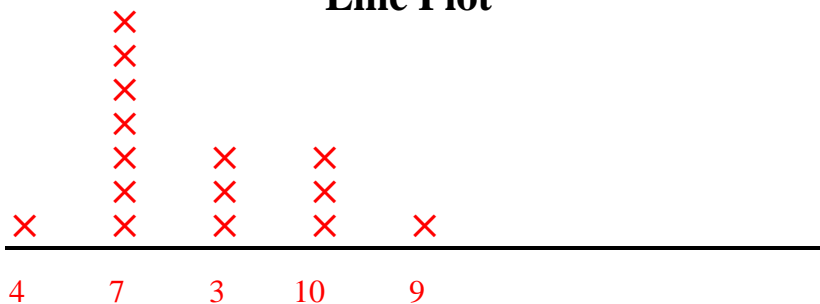
12)  10

13)  9

14)  3

15)  10

Line Plot



Answers

1. 3

2. 7

3. 7

4. 4

5. 7

6. 7

7. 3

8. 10

9. 7

10. 7

11. 7

12. 10

13. 9

14. 3

15. 10