



Determine which fraction goes in the middle to make the comparison true.

Answers

1) $\frac{3}{8}$ < ? < $\frac{5}{8}$

$\frac{4}{8}$ $\frac{2}{8}$

$\frac{5}{6}$ $\frac{6}{8}$

2) $\frac{1}{4}$ < ? < $\frac{2}{3}$

$\frac{1}{6}$ $\frac{4}{8}$

$\frac{6}{8}$ $\frac{5}{6}$

3) $\frac{3}{6}$ < ? < $\frac{2}{3}$

$\frac{2}{8}$ $\frac{1}{8}$

$\frac{5}{8}$ $\frac{6}{8}$

4) $\frac{1}{8}$ < ? < $\frac{2}{4}$

$\frac{1}{6}$ $\frac{5}{6}$

$\frac{3}{4}$ $\frac{5}{8}$

5) $\frac{3}{8}$ < ? < $\frac{4}{6}$

$\frac{3}{6}$ $\frac{3}{4}$ $\frac{1}{4}$ $\frac{5}{6}$

6) $\frac{2}{6}$ < ? < $\frac{4}{6}$

$\frac{5}{6}$ $\frac{1}{2}$ $\frac{1}{8}$ $\frac{7}{8}$

7) $\frac{2}{8}$ < ? < $\frac{3}{6}$

$\frac{5}{6}$ $\frac{1}{3}$

$\frac{1}{8}$ $\frac{4}{6}$

8) $\frac{2}{8}$ < ? < $\frac{2}{4}$

$\frac{2}{6}$ $\frac{7}{8}$

$\frac{2}{3}$ $\frac{1}{6}$

1. _____
2. _____
3. _____
4. _____
5. _____
6. _____
7. _____
8. _____



Determine which fraction goes in the middle to make the comparison true.

Answers

1) $\frac{3}{8}$ < ? < $\frac{5}{8}$

$\frac{4}{8}$ $\frac{2}{8}$

$\frac{5}{6}$ $\frac{6}{8}$

2) $\frac{1}{4}$ < ? < $\frac{2}{3}$

$\frac{1}{6}$ $\frac{4}{8}$

$\frac{6}{8}$ $\frac{5}{6}$

3) $\frac{3}{6}$ < ? < $\frac{2}{3}$

$\frac{2}{8}$ $\frac{1}{8}$

$\frac{5}{8}$ $\frac{6}{8}$

4) $\frac{1}{8}$ < ? < $\frac{2}{4}$

$\frac{1}{6}$ $\frac{5}{6}$

$\frac{3}{4}$ $\frac{5}{8}$

5) $\frac{3}{8}$ < ? < $\frac{4}{6}$

$\frac{3}{6}$ $\frac{3}{4}$ $\frac{1}{4}$ $\frac{5}{6}$

6) $\frac{2}{6}$ < ? < $\frac{4}{6}$

$\frac{5}{6}$ $\frac{1}{2}$ $\frac{1}{8}$ $\frac{7}{8}$

7) $\frac{2}{8}$ < ? < $\frac{3}{6}$

$\frac{5}{6}$ $\frac{1}{3}$

$\frac{1}{8}$ $\frac{4}{6}$

8) $\frac{2}{8}$ < ? < $\frac{2}{4}$

$\frac{2}{6}$ $\frac{7}{8}$

$\frac{2}{3}$ $\frac{1}{6}$

1. $\frac{4}{8}$
2. $\frac{4}{8}$
3. $\frac{5}{8}$
4. $\frac{1}{6}$
5. $\frac{3}{6}$
6. $\frac{1}{2}$
7. $\frac{1}{3}$
8. $\frac{2}{6}$



Determine which fraction goes in the middle to make the comparison true.

Answers

1) $\frac{1}{3}$ < ? < $\frac{4}{8}$

$\frac{5}{8}$ $\frac{2}{3}$

$\frac{5}{6}$ $\frac{3}{8}$

2) $\frac{4}{8}$ < ? < $\frac{4}{6}$

$\frac{5}{6}$ $\frac{3}{4}$

$\frac{5}{8}$ $\frac{2}{8}$

3) $\frac{1}{8}$ < ? < $\frac{3}{8}$

$\frac{7}{8}$ $\frac{1}{4}$

$\frac{2}{4}$ $\frac{5}{6}$

4) $\frac{2}{6}$ < ? < $\frac{1}{2}$

$\frac{7}{8}$ $\frac{3}{8}$

$\frac{6}{8}$ $\frac{2}{3}$

5) $\frac{3}{8}$ < ? < $\frac{4}{6}$

$\frac{2}{6}$ $\frac{1}{4}$ $\frac{5}{8}$ $\frac{6}{8}$

6) $\frac{3}{6}$ < ? < $\frac{5}{6}$

$\frac{3}{4}$ $\frac{7}{8}$ $\frac{1}{6}$ $\frac{1}{8}$

7) $\frac{1}{6}$ < ? < $\frac{5}{8}$

$\frac{3}{8}$ $\frac{5}{6}$

$\frac{6}{8}$ $\frac{1}{8}$

8) $\frac{2}{8}$ < ? < $\frac{4}{6}$

$\frac{2}{6}$ $\frac{6}{8}$

$\frac{1}{8}$ $\frac{7}{8}$

1. _____
2. _____
3. _____
4. _____
5. _____
6. _____
7. _____
8. _____



Determine which fraction goes in the middle to make the comparison true.

Answers

1) $\frac{1}{3}$ < ? < $\frac{4}{8}$

$\frac{5}{8}$ $\frac{2}{3}$

$\frac{5}{6}$ $\frac{3}{8}$

2) $\frac{4}{8}$ < ? < $\frac{4}{6}$

$\frac{5}{6}$ $\frac{3}{4}$

$\frac{5}{8}$ $\frac{2}{8}$

3) $\frac{1}{8}$ < ? < $\frac{3}{8}$

$\frac{7}{8}$ $\frac{1}{4}$

$\frac{2}{4}$ $\frac{5}{6}$

4) $\frac{2}{6}$ < ? < $\frac{1}{2}$

$\frac{7}{8}$ $\frac{3}{8}$

$\frac{6}{8}$ $\frac{2}{3}$

5) $\frac{3}{8}$ < ? < $\frac{4}{6}$

$\frac{2}{6}$ $\frac{1}{4}$

$\frac{5}{8}$ $\frac{6}{8}$

6) $\frac{3}{6}$ < ? < $\frac{5}{6}$

$\frac{3}{4}$ $\frac{7}{8}$

$\frac{1}{6}$ $\frac{1}{8}$

7) $\frac{1}{6}$ < ? < $\frac{5}{8}$

$\frac{3}{8}$ $\frac{5}{6}$

$\frac{6}{8}$ $\frac{1}{8}$

8) $\frac{2}{8}$ < ? < $\frac{4}{6}$

$\frac{2}{6}$ $\frac{6}{8}$

$\frac{1}{8}$ $\frac{7}{8}$

1. $\frac{3}{8}$
2. $\frac{5}{8}$
3. $\frac{1}{4}$
4. $\frac{3}{8}$
5. $\frac{5}{8}$
6. $\frac{3}{4}$
7. $\frac{3}{8}$
8. $\frac{2}{6}$



Determine which fraction goes in the middle to make the comparison true.

Answers

1) $\frac{1}{3}$ < ? < $\frac{6}{8}$

$\frac{7}{8}$ $\frac{1}{2}$

$\frac{5}{6}$ $\frac{1}{6}$

2) $\frac{2}{8}$ < ? < $\frac{4}{6}$

$\frac{7}{8}$ $\frac{3}{6}$

$\frac{3}{4}$ $\frac{1}{6}$

3) $\frac{2}{8}$ < ? < $\frac{5}{8}$

$\frac{1}{8}$ $\frac{2}{3}$

$\frac{1}{6}$ $\frac{3}{8}$

4) $\frac{1}{8}$ < ? < $\frac{2}{8}$

$\frac{1}{3}$ $\frac{1}{6}$

$\frac{2}{4}$ $\frac{4}{6}$

5) $\frac{1}{6}$ < ? < $\frac{2}{3}$

$\frac{1}{8}$ $\frac{4}{8}$

$\frac{7}{8}$ $\frac{6}{8}$

6) $\frac{1}{8}$ < ? < $\frac{1}{4}$

$\frac{4}{6}$ $\frac{1}{3}$

$\frac{1}{6}$ $\frac{2}{4}$

7) $\frac{1}{4}$ < ? < $\frac{3}{8}$

$\frac{4}{8}$ $\frac{3}{4}$

$\frac{1}{3}$ $\frac{5}{8}$

8) $\frac{1}{4}$ < ? < $\frac{1}{2}$

$\frac{1}{3}$ $\frac{6}{8}$

$\frac{1}{8}$ $\frac{5}{6}$

1. _____
2. _____
3. _____
4. _____
5. _____
6. _____
7. _____
8. _____



Determine which fraction goes in the middle to make the comparison true.

Answers

1) $\frac{1}{3}$ $<$ $?$ $<$ $\frac{6}{8}$

$\frac{7}{8}$ $\frac{1}{2}$

$\frac{5}{6}$ $\frac{1}{6}$

2) $\frac{2}{8}$ $<$ $?$ $<$ $\frac{4}{6}$

$\frac{7}{8}$ $\frac{3}{6}$

$\frac{3}{4}$ $\frac{1}{6}$

3) $\frac{2}{8}$ $<$ $?$ $<$ $\frac{5}{8}$

$\frac{1}{8}$ $\frac{2}{3}$

$\frac{1}{6}$ $\frac{3}{8}$

4) $\frac{1}{8}$ $<$ $?$ $<$ $\frac{2}{8}$

$\frac{1}{3}$ $\frac{1}{6}$

$\frac{2}{4}$ $\frac{4}{6}$

5) $\frac{1}{6}$ $<$ $?$ $<$ $\frac{2}{3}$

$\frac{1}{8}$ $\frac{4}{8}$

$\frac{7}{8}$ $\frac{6}{8}$

6) $\frac{1}{8}$ $<$ $?$ $<$ $\frac{1}{4}$

$\frac{4}{6}$ $\frac{1}{3}$

$\frac{1}{6}$ $\frac{2}{4}$

7) $\frac{1}{4}$ $<$ $?$ $<$ $\frac{3}{8}$

$\frac{4}{8}$ $\frac{3}{4}$

$\frac{1}{3}$ $\frac{5}{8}$

8) $\frac{1}{4}$ $<$ $?$ $<$ $\frac{1}{2}$

$\frac{1}{3}$ $\frac{6}{8}$

$\frac{1}{8}$ $\frac{5}{6}$

1. $\frac{1}{2}$
2. $\frac{3}{6}$
3. $\frac{3}{8}$
4. $\frac{1}{6}$
5. $\frac{4}{8}$
6. $\frac{1}{6}$
7. $\frac{1}{3}$
8. $\frac{1}{3}$



Determine which fraction goes in the middle to make the comparison true.

Answers

1) $\frac{1}{8}$ < ? < $\frac{4}{8}$

$\frac{3}{8}$ $\frac{4}{6}$

$\frac{7}{8}$ $\frac{3}{4}$

2) $\frac{1}{4}$ < ? < $\frac{3}{6}$

$\frac{1}{3}$ $\frac{5}{6}$

$\frac{3}{4}$ $\frac{7}{8}$

3) $\frac{1}{6}$ < ? < $\frac{3}{8}$

$\frac{1}{8}$ $\frac{1}{2}$

$\frac{1}{3}$ $\frac{7}{8}$

4) $\frac{1}{3}$ < ? < $\frac{3}{4}$

$\frac{5}{6}$ $\frac{5}{8}$

$\frac{1}{8}$ $\frac{2}{8}$

5) $\frac{1}{3}$ < ? < $\frac{5}{8}$

$\frac{3}{6}$ $\frac{7}{8}$ $\frac{5}{6}$ $\frac{6}{8}$

6) $\frac{3}{8}$ < ? < $\frac{5}{8}$

$\frac{4}{8}$ $\frac{3}{4}$ $\frac{2}{3}$ $\frac{2}{6}$

7) $\frac{3}{8}$ < ? < $\frac{5}{8}$

$\frac{1}{4}$ $\frac{7}{8}$

$\frac{4}{8}$ $\frac{2}{3}$

8) $\frac{2}{6}$ < ? < $\frac{4}{6}$

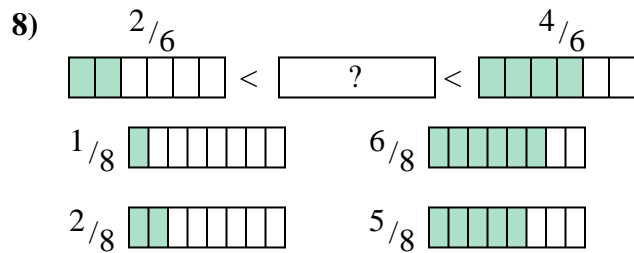
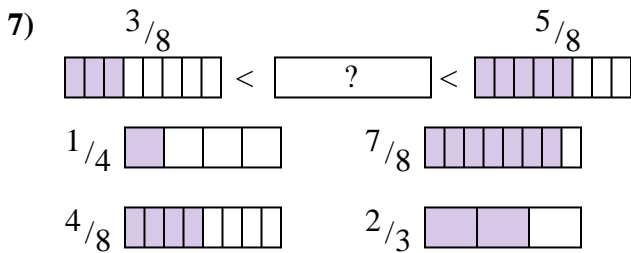
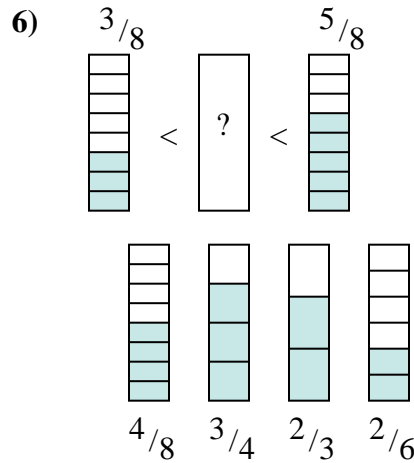
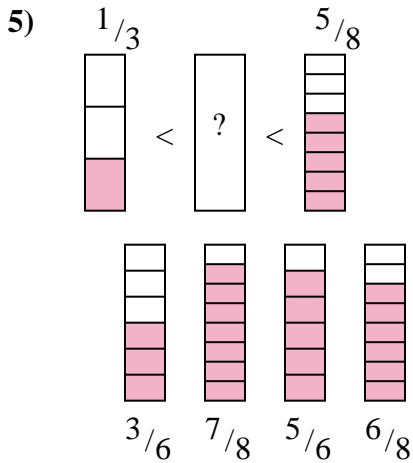
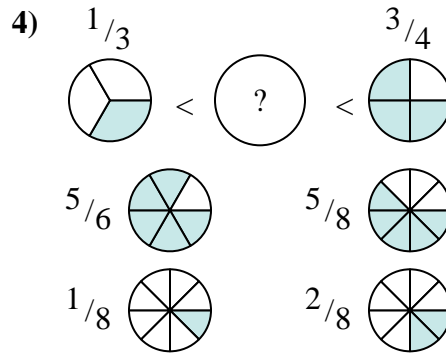
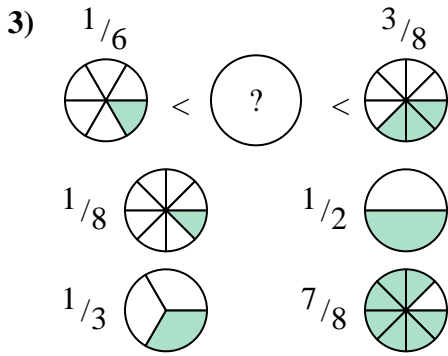
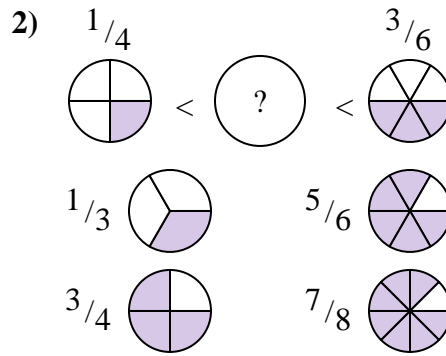
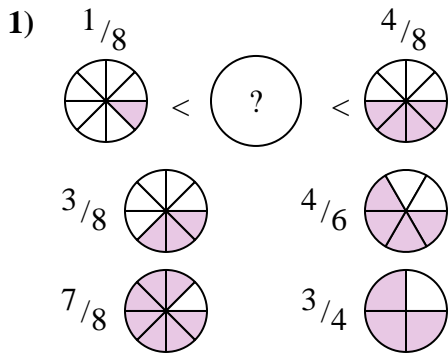
$\frac{1}{8}$ $\frac{6}{8}$

$\frac{2}{8}$ $\frac{5}{8}$

1. _____
2. _____
3. _____
4. _____
5. _____
6. _____
7. _____
8. _____



Determine which fraction goes in the middle to make the comparison true.



Answers

1. $\frac{3}{8}$
2. $\frac{1}{3}$
3. $\frac{1}{3}$
4. $\frac{5}{8}$
5. $\frac{3}{6}$
6. $\frac{4}{8}$
7. $\frac{4}{8}$
8. $\frac{5}{8}$



Determine which fraction goes in the middle to make the comparison true.

Answers

1) $\frac{1}{8}$ < ? < $\frac{3}{8}$

$\frac{2}{4}$ $\frac{2}{6}$

$\frac{5}{8}$ $\frac{4}{6}$

2) $\frac{1}{3}$ < ? < $\frac{2}{3}$

$\frac{2}{4}$ $\frac{1}{4}$

$\frac{7}{8}$ $\frac{6}{8}$

3) $\frac{2}{8}$ < ? < $\frac{2}{4}$

$\frac{5}{8}$ $\frac{7}{8}$

$\frac{1}{3}$ $\frac{1}{6}$

4) $\frac{2}{6}$ < ? < $\frac{3}{4}$

$\frac{2}{8}$ $\frac{5}{6}$

$\frac{3}{6}$ $\frac{1}{8}$

5) $\frac{1}{3}$ < ? < $\frac{5}{8}$

$\frac{6}{8}$ $\frac{3}{8}$ $\frac{1}{8}$ $\frac{4}{6}$

6) $\frac{1}{8}$ < ? < $\frac{2}{4}$

$\frac{3}{4}$ $\frac{7}{8}$ $\frac{1}{4}$ $\frac{5}{6}$

7) $\frac{2}{6}$ < ? < $\frac{5}{8}$

$\frac{1}{2}$ $\frac{4}{6}$

$\frac{2}{8}$ $\frac{7}{8}$

8) $\frac{3}{8}$ < ? < $\frac{4}{6}$

$\frac{1}{6}$ $\frac{3}{6}$

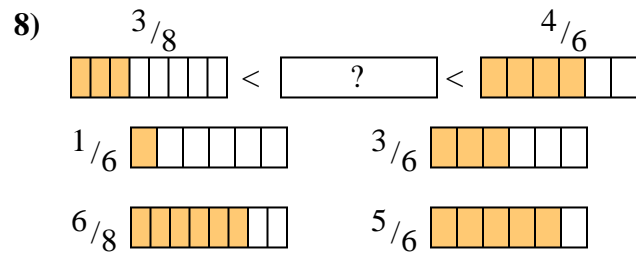
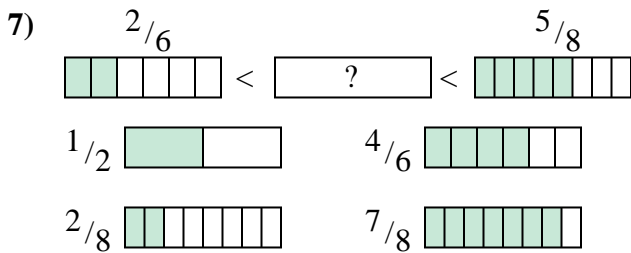
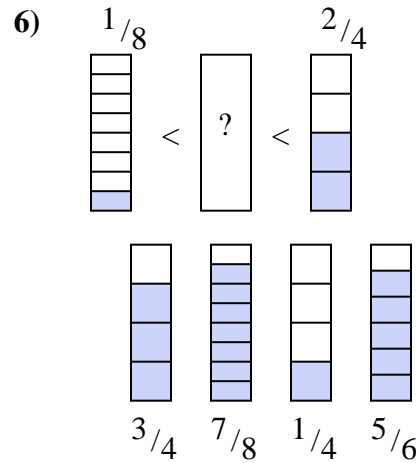
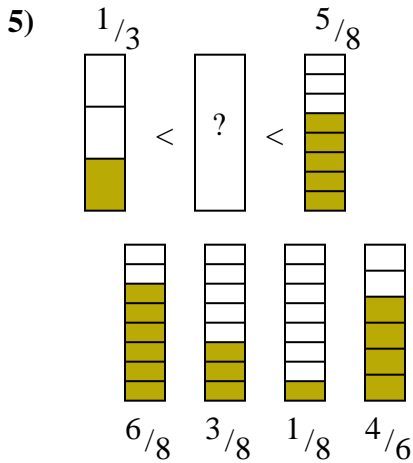
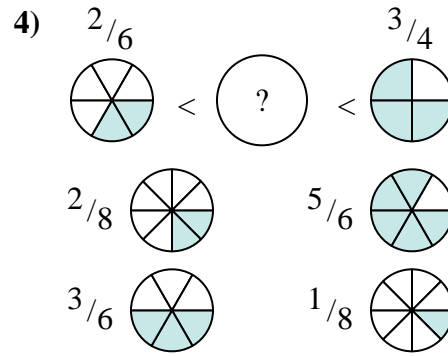
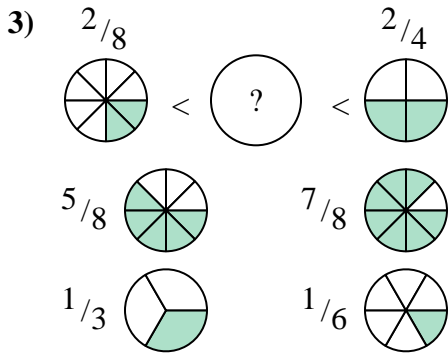
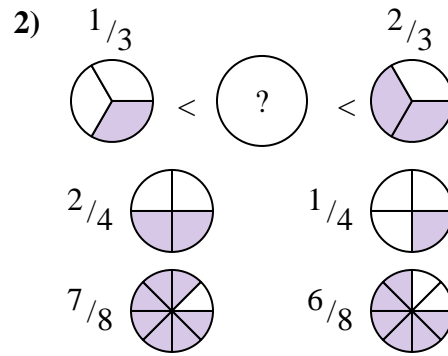
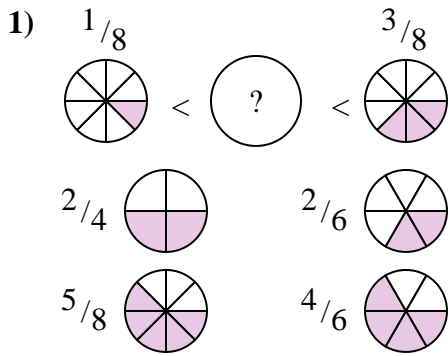
$\frac{6}{8}$ $\frac{5}{6}$

1. _____
2. _____
3. _____
4. _____
5. _____
6. _____
7. _____
8. _____



Determine which fraction goes in the middle to make the comparison true.

Answers



1. $\frac{2}{6}$
2. $\frac{2}{4}$
3. $\frac{1}{3}$
4. $\frac{3}{6}$
5. $\frac{3}{8}$
6. $\frac{1}{4}$
7. $\frac{1}{2}$
8. $\frac{3}{6}$



Determine which fraction goes in the middle to make the comparison true.

Answers

1) $\frac{1}{4}$ < ? < $\frac{5}{8}$

$\frac{1}{2}$ $\frac{1}{8}$

$\frac{2}{3}$ $\frac{7}{8}$

2) $\frac{4}{8}$ < ? < $\frac{4}{6}$

$\frac{2}{6}$ $\frac{6}{8}$

$\frac{1}{8}$ $\frac{5}{8}$

3) $\frac{1}{6}$ < ? < $\frac{1}{2}$

$\frac{3}{8}$ $\frac{7}{8}$

$\frac{3}{4}$ $\frac{5}{6}$

4) $\frac{2}{8}$ < ? < $\frac{2}{3}$

$\frac{5}{6}$ $\frac{1}{6}$

$\frac{6}{8}$ $\frac{1}{2}$

5) $\frac{1}{6}$ < ? < $\frac{1}{2}$

$\frac{5}{8}$ $\frac{5}{6}$ $\frac{4}{6}$ $\frac{1}{4}$

6) $\frac{2}{8}$ < ? < $\frac{4}{8}$

$\frac{1}{3}$ $\frac{6}{8}$ $\frac{7}{8}$ $\frac{4}{6}$

7) $\frac{1}{6}$ < ? < $\frac{4}{8}$

$\frac{2}{3}$ $\frac{5}{8}$

$\frac{2}{6}$ $\frac{1}{8}$

8) $\frac{1}{8}$ < ? < $\frac{3}{8}$

$\frac{1}{4}$ $\frac{5}{8}$

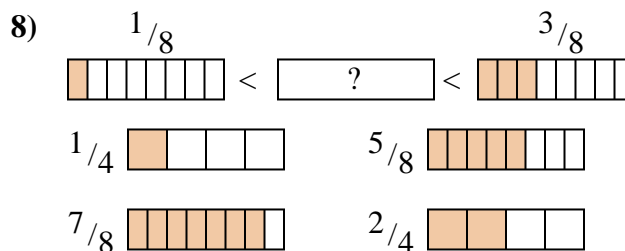
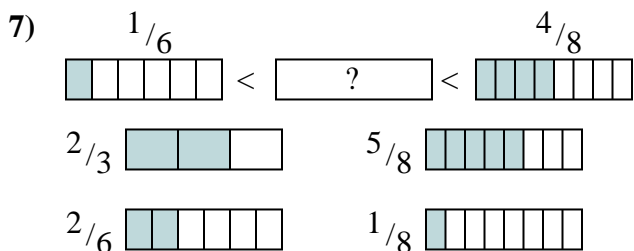
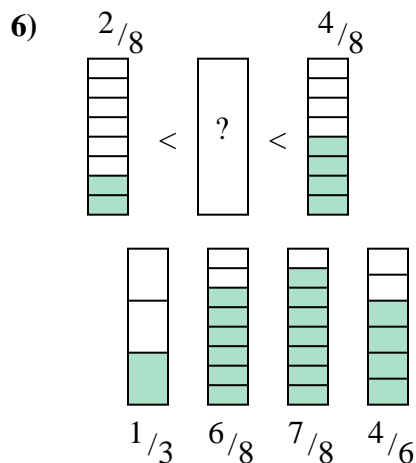
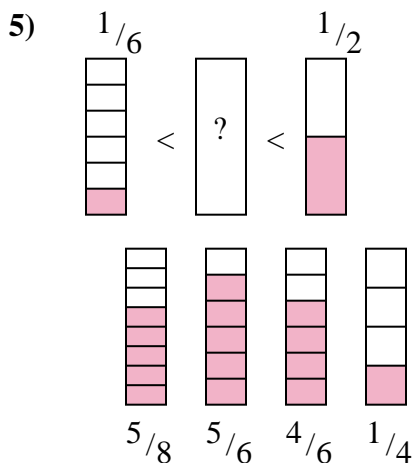
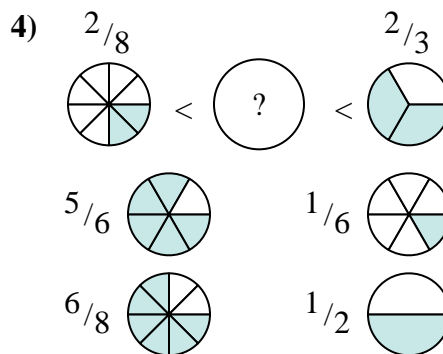
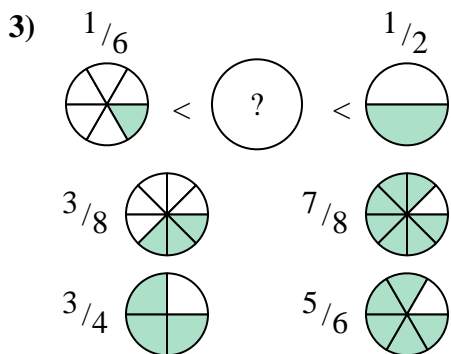
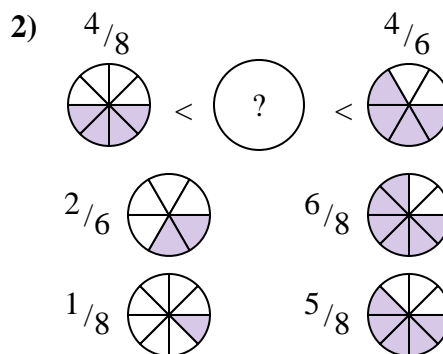
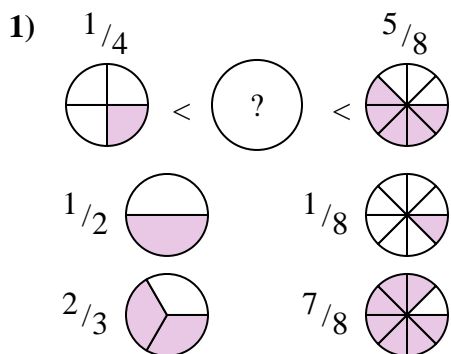
$\frac{7}{8}$ $\frac{2}{4}$

1. _____
2. _____
3. _____
4. _____
5. _____
6. _____
7. _____
8. _____



Determine which fraction goes in the middle to make the comparison true.

Answers



1. $\frac{1}{2}$
2. $\frac{5}{8}$
3. $\frac{3}{8}$
4. $\frac{1}{2}$
5. $\frac{1}{4}$
6. $\frac{1}{3}$
7. $\frac{2}{6}$
8. $\frac{1}{4}$



Determine which fraction goes in the middle to make the comparison true.

Answers

1) $\frac{3}{8}$ < (?) < $\frac{3}{4}$

$\frac{2}{6}$ $\frac{4}{6}$

$\frac{7}{8}$ $\frac{2}{8}$

2) $\frac{2}{8}$ < (?) < $\frac{4}{8}$

$\frac{7}{8}$ $\frac{3}{8}$

$\frac{1}{6}$ $\frac{5}{8}$

3) $\frac{1}{6}$ < (?) < $\frac{3}{6}$

$\frac{2}{3}$ $\frac{6}{8}$

$\frac{1}{3}$ $\frac{1}{8}$

4) $\frac{2}{8}$ < (?) < $\frac{3}{8}$

$\frac{2}{4}$ $\frac{5}{6}$

$\frac{2}{6}$ $\frac{4}{6}$

5) $\frac{3}{8}$ < (?) < $\frac{6}{8}$

$\frac{5}{6}$ $\frac{1}{6}$ $\frac{2}{4}$ $\frac{7}{8}$

6) $\frac{2}{8}$ < (?) < $\frac{3}{8}$

$\frac{2}{6}$ $\frac{4}{8}$ $\frac{4}{6}$ $\frac{1}{6}$

7) $\frac{1}{3}$ < (?) < $\frac{5}{8}$

$\frac{1}{6}$ $\frac{6}{8}$

$\frac{1}{2}$ $\frac{4}{6}$

8) $\frac{3}{8}$ < (?) < $\frac{2}{3}$

$\frac{1}{8}$ $\frac{4}{8}$

$\frac{5}{6}$ $\frac{3}{4}$

1. _____
2. _____
3. _____
4. _____
5. _____
6. _____
7. _____
8. _____



Determine which fraction goes in the middle to make the comparison true.

Answers

1) $\frac{3}{8}$ < ? < $\frac{3}{4}$

$\frac{2}{6}$ $\frac{4}{6}$

$\frac{7}{8}$ $\frac{2}{8}$

2) $\frac{2}{8}$ < ? < $\frac{4}{8}$

$\frac{7}{8}$ $\frac{3}{8}$

$\frac{1}{6}$ $\frac{5}{8}$

3) $\frac{1}{6}$ < ? < $\frac{3}{6}$

$\frac{2}{3}$ $\frac{6}{8}$

$\frac{1}{3}$ $\frac{1}{8}$

4) $\frac{2}{8}$ < ? < $\frac{3}{8}$

$\frac{2}{4}$ $\frac{5}{6}$

$\frac{2}{6}$ $\frac{4}{6}$

5) $\frac{3}{8}$ < ? < $\frac{6}{8}$

$\frac{5}{6}$ $\frac{1}{6}$ $\frac{2}{4}$ $\frac{7}{8}$

6) $\frac{2}{8}$ < ? < $\frac{3}{8}$

$\frac{2}{6}$ $\frac{4}{8}$ $\frac{4}{6}$ $\frac{1}{6}$

7) $\frac{1}{3}$ < ? < $\frac{5}{8}$

$\frac{1}{6}$ $\frac{6}{8}$

$\frac{1}{2}$ $\frac{4}{6}$

8) $\frac{3}{8}$ < ? < $\frac{2}{3}$

$\frac{1}{8}$ $\frac{4}{8}$

$\frac{5}{6}$ $\frac{3}{4}$

1. $\frac{4}{6}$
2. $\frac{3}{8}$
3. $\frac{1}{3}$
4. $\frac{2}{6}$
5. $\frac{2}{4}$
6. $\frac{2}{6}$
7. $\frac{1}{2}$
8. $\frac{4}{8}$



Determine which fraction goes in the middle to make the comparison true.

Answers

1) $\frac{2}{4}$ < ? < $\frac{6}{8}$

$\frac{2}{8}$ $\frac{7}{8}$

$\frac{1}{6}$ $\frac{4}{6}$

2) $\frac{2}{6}$ < ? < $\frac{2}{3}$

$\frac{1}{8}$ $\frac{4}{8}$

$\frac{7}{8}$ $\frac{1}{4}$

3) $\frac{5}{8}$ < ? < $\frac{6}{8}$

$\frac{4}{8}$ $\frac{2}{6}$

$\frac{2}{3}$ $\frac{7}{8}$

4) $\frac{1}{4}$ < ? < $\frac{3}{8}$

$\frac{5}{8}$ $\frac{1}{3}$

$\frac{4}{6}$ $\frac{1}{2}$

5) $\frac{1}{8}$ < ? < $\frac{1}{2}$

$\frac{4}{6}$ $\frac{2}{6}$ $\frac{6}{8}$ $\frac{5}{6}$

6) $\frac{3}{6}$ < ? < $\frac{2}{3}$

$\frac{3}{4}$ $\frac{5}{8}$ $\frac{5}{6}$ $\frac{2}{6}$

7) $\frac{1}{8}$ < ? < $\frac{3}{6}$

$\frac{7}{8}$ $\frac{5}{8}$

$\frac{3}{4}$ $\frac{2}{8}$

8) $\frac{4}{8}$ < ? < $\frac{5}{6}$

$\frac{1}{4}$ $\frac{7}{8}$

$\frac{2}{3}$ $\frac{1}{8}$

1. _____
2. _____
3. _____
4. _____
5. _____
6. _____
7. _____
8. _____



Determine which fraction goes in the middle to make the comparison true.

Answers

1) $\frac{2}{4}$ < ? < $\frac{6}{8}$

$\frac{2}{8}$ $\frac{7}{8}$

$\frac{1}{6}$ $\frac{4}{6}$

2) $\frac{2}{6}$ < ? < $\frac{2}{3}$

$\frac{1}{8}$ $\frac{4}{8}$

$\frac{7}{8}$ $\frac{1}{4}$

3) $\frac{5}{8}$ < ? < $\frac{6}{8}$

$\frac{4}{8}$ $\frac{2}{6}$

$\frac{2}{3}$ $\frac{7}{8}$

4) $\frac{1}{4}$ < ? < $\frac{3}{8}$

$\frac{5}{8}$ $\frac{1}{3}$

$\frac{4}{6}$ $\frac{1}{2}$

5) $\frac{1}{8}$ < ? < $\frac{1}{2}$

$\frac{4}{6}$ $\frac{2}{6}$ $\frac{6}{8}$ $\frac{5}{6}$

6) $\frac{3}{6}$ < ? < $\frac{2}{3}$

$\frac{3}{4}$ $\frac{5}{8}$ $\frac{5}{6}$ $\frac{2}{6}$

7) $\frac{1}{8}$ < ? < $\frac{3}{6}$

$\frac{7}{8}$ $\frac{5}{8}$

$\frac{3}{4}$ $\frac{2}{8}$

8) $\frac{4}{8}$ < ? < $\frac{5}{6}$

$\frac{1}{4}$ $\frac{7}{8}$

$\frac{2}{3}$ $\frac{1}{8}$

1. $\frac{4}{6}$
2. $\frac{4}{8}$
3. $\frac{2}{3}$
4. $\frac{1}{3}$
5. $\frac{2}{6}$
6. $\frac{5}{8}$
7. $\frac{2}{8}$
8. $\frac{2}{3}$



Determine which fraction goes in the middle to make the comparison true.

Answers

1) $\frac{2}{4}$ < ? < $\frac{6}{8}$

$\frac{7}{8}$ $\frac{2}{3}$

$\frac{3}{8}$ $\frac{5}{6}$

2) $\frac{1}{2}$ < ? < $\frac{3}{4}$

$\frac{1}{3}$ $\frac{7}{8}$

$\frac{1}{6}$ $\frac{4}{6}$

3) $\frac{2}{4}$ < ? < $\frac{4}{6}$

$\frac{5}{8}$ $\frac{2}{6}$

$\frac{6}{8}$ $\frac{1}{4}$

4) $\frac{2}{6}$ < ? < $\frac{2}{3}$

$\frac{1}{4}$ $\frac{6}{8}$

$\frac{2}{4}$ $\frac{1}{6}$

5) $\frac{2}{8}$ < ? < $\frac{4}{6}$

$\frac{3}{6}$ $\frac{1}{8}$ $\frac{6}{8}$ $\frac{7}{8}$

6) $\frac{3}{6}$ < ? < $\frac{5}{6}$

$\frac{7}{8}$ $\frac{2}{3}$ $\frac{1}{8}$ $\frac{2}{8}$

7) $\frac{2}{8}$ < ? < $\frac{4}{8}$

$\frac{3}{4}$ $\frac{1}{3}$

$\frac{4}{6}$ $\frac{1}{6}$

8) $\frac{2}{4}$ < ? < $\frac{2}{3}$

$\frac{6}{8}$ $\frac{5}{8}$

$\frac{2}{6}$ $\frac{1}{6}$

1. _____
2. _____
3. _____
4. _____
5. _____
6. _____
7. _____
8. _____



Determine which fraction goes in the middle to make the comparison true.

Answers

1) $\frac{2}{4}$ < ? < $\frac{6}{8}$

$\frac{7}{8}$ $\frac{2}{3}$

$\frac{3}{8}$ $\frac{5}{6}$

2) $\frac{1}{2}$ < ? < $\frac{3}{4}$

$\frac{1}{3}$ $\frac{7}{8}$

$\frac{1}{6}$ $\frac{4}{6}$

3) $\frac{2}{4}$ < ? < $\frac{4}{6}$

$\frac{5}{8}$ $\frac{2}{6}$

$\frac{6}{8}$ $\frac{1}{4}$

4) $\frac{2}{6}$ < ? < $\frac{2}{3}$

$\frac{1}{4}$ $\frac{6}{8}$

$\frac{2}{4}$ $\frac{1}{6}$

5) $\frac{2}{8}$ < ? < $\frac{4}{6}$

$\frac{3}{6}$ $\frac{1}{8}$

$\frac{6}{8}$ $\frac{7}{8}$

6) $\frac{3}{6}$ < ? < $\frac{5}{6}$

$\frac{7}{8}$ $\frac{2}{3}$

$\frac{1}{8}$ $\frac{2}{8}$

7) $\frac{2}{8}$ < ? < $\frac{4}{8}$

$\frac{3}{4}$ $\frac{1}{3}$

$\frac{4}{6}$ $\frac{1}{6}$

8) $\frac{2}{4}$ < ? < $\frac{2}{3}$

$\frac{6}{8}$ $\frac{5}{8}$

$\frac{2}{6}$ $\frac{1}{6}$

1. $\frac{2}{3}$
2. $\frac{4}{6}$
3. $\frac{5}{8}$
4. $\frac{2}{4}$
5. $\frac{3}{6}$
6. $\frac{2}{3}$
7. $\frac{1}{3}$
8. $\frac{5}{8}$



Determine which fraction goes in the middle to make the comparison true.

Answers

1) $\frac{1}{8}$ < ? < $\frac{2}{6}$

$\frac{1}{2}$ $\frac{5}{6}$

$\frac{2}{8}$ $\frac{7}{8}$

2) $\frac{1}{6}$ < ? < $\frac{3}{6}$

$\frac{6}{8}$ $\frac{4}{6}$

$\frac{1}{3}$ $\frac{5}{8}$

3) $\frac{1}{4}$ < ? < $\frac{3}{8}$

$\frac{3}{4}$ $\frac{1}{8}$

$\frac{2}{6}$ $\frac{5}{8}$

4) $\frac{2}{6}$ < ? < $\frac{3}{6}$

$\frac{5}{6}$ $\frac{3}{8}$

$\frac{6}{8}$ $\frac{1}{4}$

5) $\frac{1}{6}$ < ? < $\frac{3}{8}$

$\frac{2}{4}$ $\frac{7}{8}$

$\frac{3}{4}$ $\frac{1}{3}$

6) $\frac{3}{6}$ < ? < $\frac{3}{4}$

$\frac{5}{8}$ $\frac{2}{6}$

$\frac{1}{6}$ $\frac{7}{8}$

7) $\frac{2}{8}$ < ? < $\frac{4}{8}$

$\frac{1}{3}$ $\frac{4}{6}$

$\frac{6}{8}$ $\frac{1}{6}$

8) $\frac{2}{8}$ < ? < $\frac{3}{8}$

$\frac{1}{3}$ $\frac{1}{8}$

$\frac{3}{4}$ $\frac{5}{6}$

1. _____
2. _____
3. _____
4. _____
5. _____
6. _____
7. _____
8. _____



Determine which fraction goes in the middle to make the comparison true.

Answers

1) $\frac{1}{8}$ < ? < $\frac{2}{6}$

$\frac{1}{2}$ $\frac{5}{6}$

$\frac{2}{8}$ $\frac{7}{8}$

2) $\frac{1}{6}$ < ? < $\frac{3}{6}$

$\frac{6}{8}$ $\frac{4}{6}$

$\frac{1}{3}$ $\frac{5}{8}$

3) $\frac{1}{4}$ < ? < $\frac{3}{8}$

$\frac{3}{4}$ $\frac{1}{8}$

$\frac{2}{6}$ $\frac{5}{8}$

4) $\frac{2}{6}$ < ? < $\frac{3}{6}$

$\frac{5}{6}$ $\frac{3}{8}$

$\frac{6}{8}$ $\frac{1}{4}$

5) $\frac{1}{6}$ < ? < $\frac{3}{8}$

$\frac{2}{4}$ $\frac{7}{8}$

$\frac{3}{4}$ $\frac{1}{3}$

6) $\frac{3}{6}$ < ? < $\frac{3}{4}$

$\frac{5}{8}$ $\frac{2}{6}$

$\frac{1}{6}$ $\frac{7}{8}$

7) $\frac{2}{8}$ < ? < $\frac{4}{8}$

$\frac{1}{3}$ $\frac{4}{6}$

$\frac{6}{8}$ $\frac{1}{6}$

8) $\frac{2}{8}$ < ? < $\frac{3}{8}$

$\frac{1}{3}$ $\frac{1}{8}$

$\frac{3}{4}$ $\frac{5}{6}$

1. $\frac{2}{8}$
2. $\frac{1}{3}$
3. $\frac{2}{6}$
4. $\frac{3}{8}$
5. $\frac{1}{3}$
6. $\frac{5}{8}$
7. $\frac{1}{3}$
8. $\frac{1}{3}$