



Use the visual model to solve each problem.

$$\frac{2}{4} \times 3 =$$

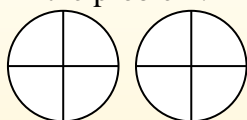
To solve multiplication problems with fractions one strategy is to think of them as addition problems.

For example the problem above is the same as:

$$\frac{2}{4} + \frac{2}{4} + \frac{2}{4}$$

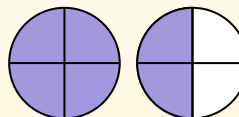
$$\frac{2}{4} \times 3 =$$

If we shade in $\frac{2}{4}$ on the fractions below 3 times we can see a visual representation of the problem.



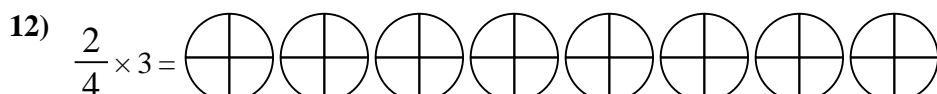
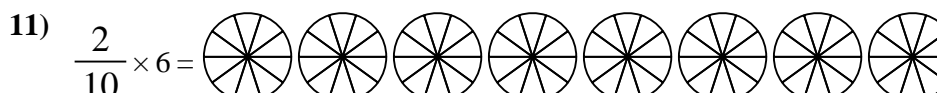
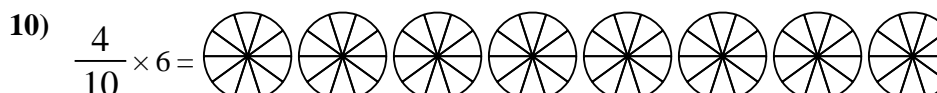
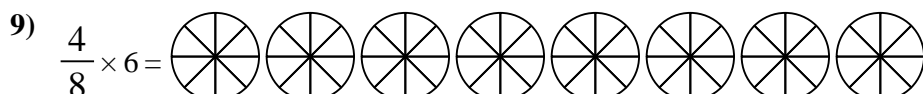
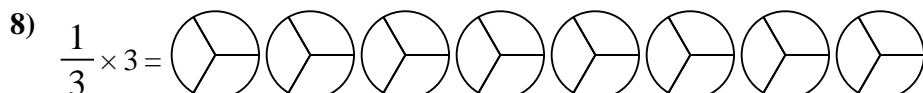
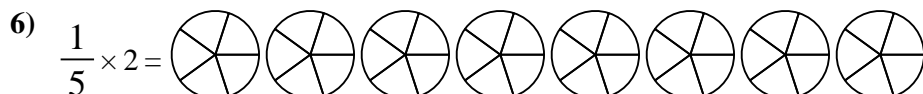
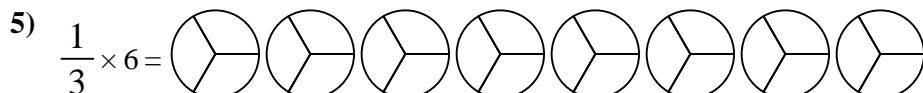
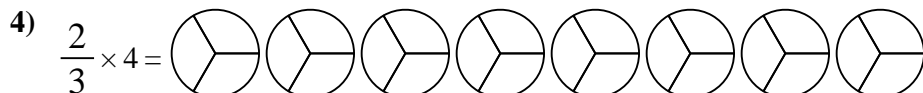
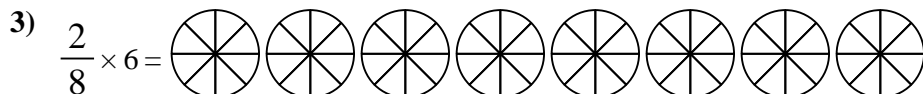
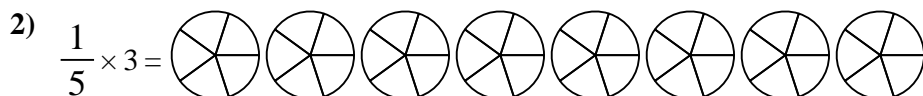
$$\frac{2}{4} \times 3 = 1 \frac{2}{4}$$

After shading it in we can see why $\frac{2}{4}$ three times is equal to 1 whole and $\frac{2}{4}$.



Answers

1. _____
2. _____
3. _____
4. _____
5. _____
6. _____
7. _____
8. _____
9. _____
10. _____
11. _____
12. _____





Use the visual model to solve each problem.

$$\frac{2}{4} \times 3 =$$

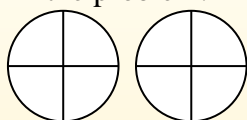
To solve multiplication problems with fractions one strategy is to think of them as addition problems.

For example the problem above is the same as:

$$\frac{2}{4} + \frac{2}{4} + \frac{2}{4}$$

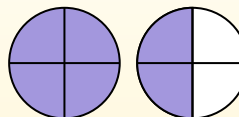
$$\frac{2}{4} \times 3 =$$

If we shade in $\frac{2}{4}$ on the fractions below 3 times we can see a visual representation of the problem.

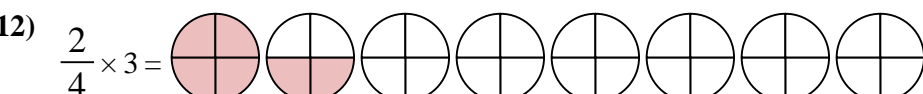

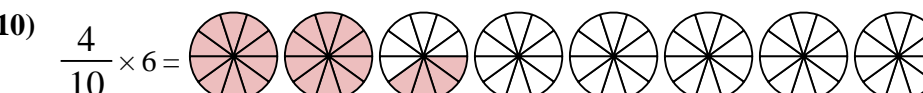
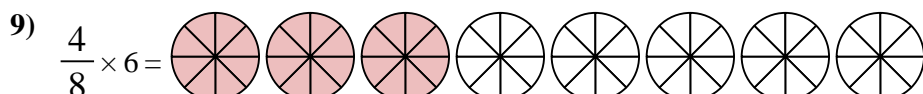
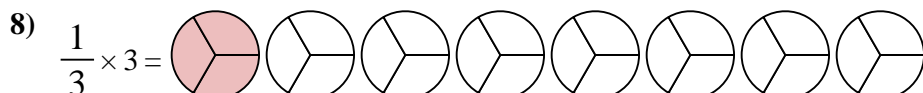
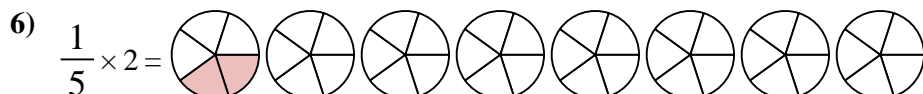
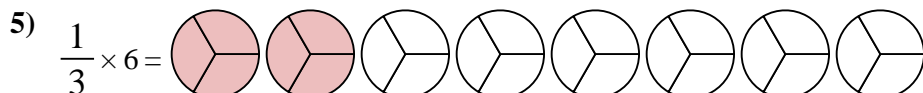
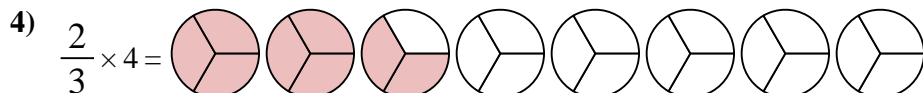
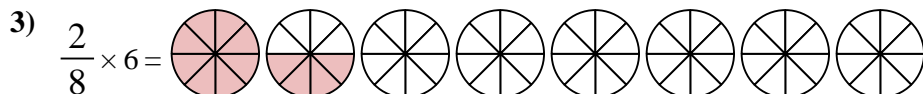
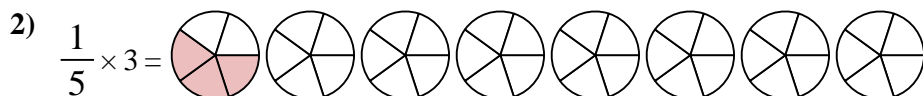
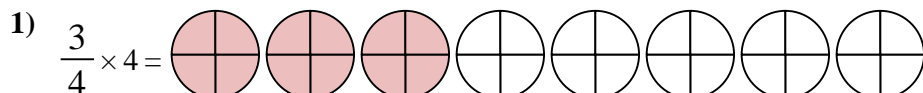


$$\frac{2}{4} \times 3 = 1 \frac{2}{4}$$

After shading it in we can see why $\frac{2}{4}$ three times is equal to 1 whole and $\frac{2}{4}$.



Answers



1. $3 \frac{0}{4}$
2. $\frac{3}{5}$
3. $1 \frac{4}{8}$
4. $2 \frac{2}{3}$
5. $2 \frac{0}{3}$
6. $\frac{2}{5}$
7. $1 \frac{1}{3}$
8. $1 \frac{0}{3}$
9. $3 \frac{0}{8}$
10. $2 \frac{4}{10}$
11. $1 \frac{2}{10}$
12. $1 \frac{2}{4}$