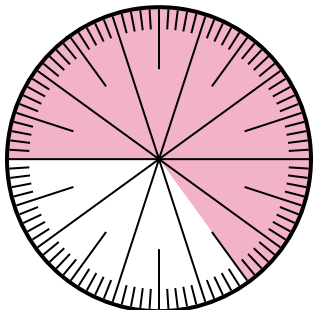




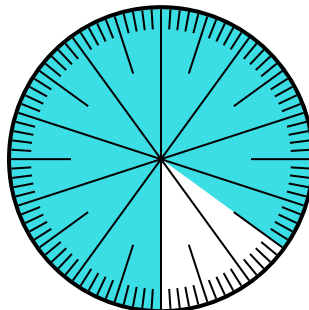
Solve each problem.

- 1) Which choice represents the un-shaded portion of the number wheel?



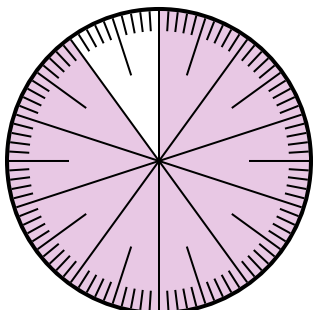
- A. 0.35 B. $\frac{0.35}{100}$
C. 0.035 D. 3.50

- 2) Which choice represents the un-shaded portion of the number wheel?



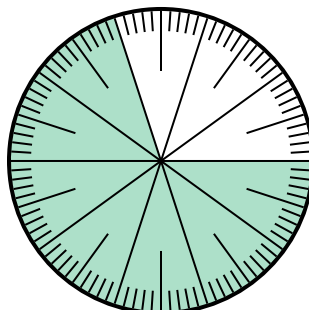
- A. $\frac{15}{100}$ B. 1.50
C. $\frac{85}{15}$ D. 15

- 3) Which choice represents the un-shaded portion of the number wheel?



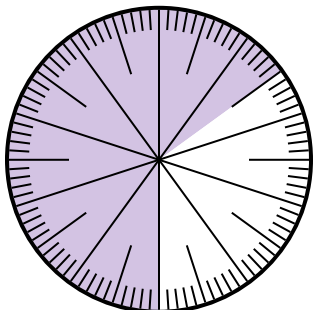
- A. $\frac{1}{100}$ B. 0.1
C. 1 D. 10

- 4) Which choice represents the shaded portion of the number wheel?



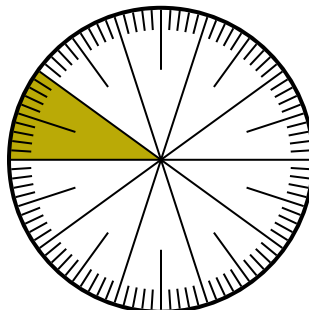
- A. $\frac{70}{100}$ B. $\frac{70}{30}$
C. $\frac{30}{70}$ D. $\frac{7.00}{100}$

- 5) Which choice represents the un-shaded portion of the number wheel?



- A. $\frac{65}{35}$ B. $\frac{35}{100}$
C. 0.035 D. $\frac{3.5}{100}$

- 6) Which choice represents the shaded portion of the number wheel?



- A. $\frac{1.00}{100}$ B. $\frac{90}{10}$
C. 10 D. $\frac{10}{100}$

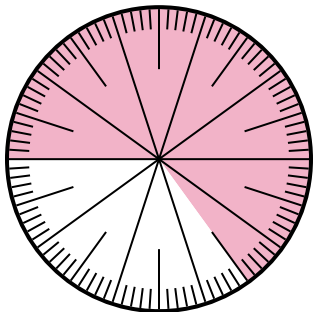
Answers

1. _____
2. _____
3. _____
4. _____
5. _____
6. _____



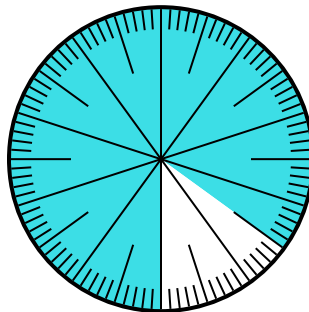
Solve each problem.

- 1) Which choice represents the un-shaded portion of the number wheel?



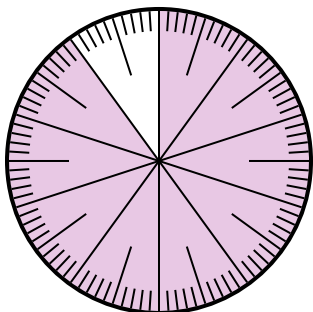
- A. 0.35 B. $\frac{0.35}{100}$
C. 0.035 D. 3.50

- 2) Which choice represents the un-shaded portion of the number wheel?



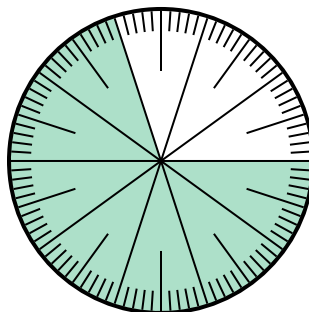
- A. $\frac{15}{100}$ B. 1.50
C. $\frac{85}{15}$ D. 15

- 3) Which choice represents the un-shaded portion of the number wheel?



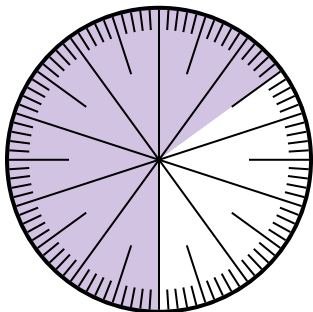
- A. $\frac{1}{100}$ B. 0.1
C. 1 D. 10

- 4) Which choice represents the shaded portion of the number wheel?



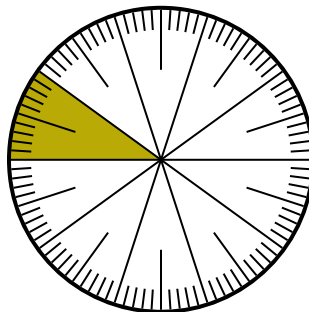
- A. $\frac{70}{100}$ B. $\frac{70}{30}$
C. $\frac{30}{70}$ D. $\frac{7.00}{100}$

- 5) Which choice represents the un-shaded portion of the number wheel?



- A. $\frac{65}{35}$ B. $\frac{35}{100}$
C. 0.035 D. $\frac{3.5}{100}$

- 6) Which choice represents the shaded portion of the number wheel?



- A. $\frac{1.00}{100}$ B. $\frac{90}{10}$
C. 10 D. $\frac{10}{100}$

Answers

1. **A**

2. **A**

3. **B**

4. **A**

5. **B**

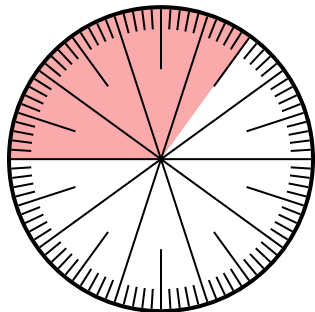
6. **D**



Solve each problem.

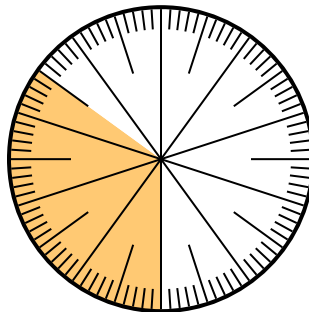
Answers

- 1) Which choice represents the un-shaded portion of the number wheel?



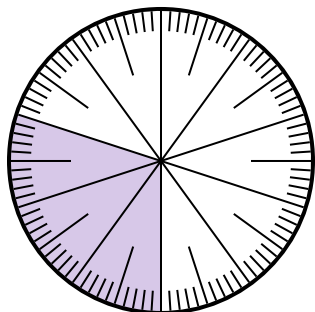
- A. $\frac{65}{100}$ B. $\frac{6.5}{100}$
 C. $\frac{35}{65}$ D. $\frac{6.50}{100}$

- 2) Which choice represents the shaded portion of the number wheel?



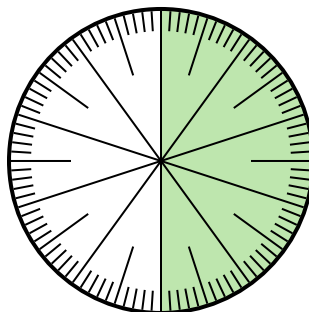
- A. 3.50 B. 0.035
 C. $\frac{3.5}{100}$ D. 0.35

- 3) Which choice represents the shaded portion of the number wheel?



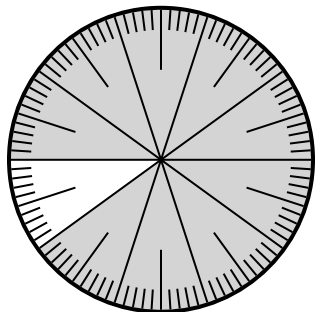
- A. $\frac{30}{10}$ B. 0.3
 C. 30.0 D. 3.0

- 4) Which choice represents the un-shaded portion of the number wheel?



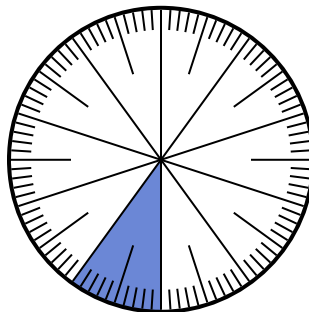
- A. 0.50 B. $\frac{0.5}{100}$
 C. 5 D. 50

- 5) Which choice represents the shaded portion of the number wheel?



- A. $\frac{90}{100}$ B. 0.090
 C. 90 D. $\frac{9}{100}$

- 6) Which choice represents the shaded portion of the number wheel?



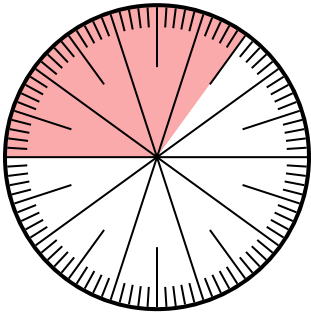
- A. 0.10 B. 10
 C. $\frac{0.1}{100}$ D. $\frac{1.00}{100}$

1. _____
 2. _____
 3. _____
 4. _____
 5. _____
 6. _____



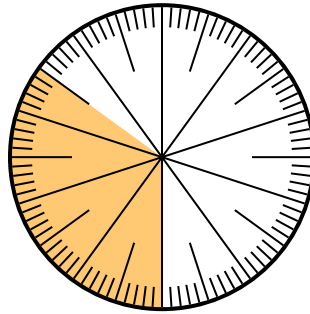
Solve each problem.

- 1) Which choice represents the un-shaded portion of the number wheel?



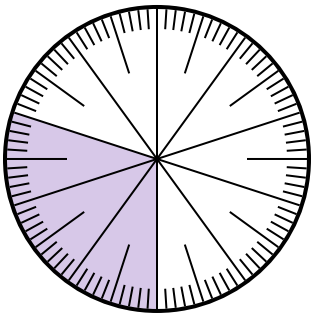
- A. $\frac{65}{100}$ B. $\frac{6.5}{100}$
 C. $\frac{35}{65}$ D. $\frac{6.50}{100}$

- 2) Which choice represents the shaded portion of the number wheel?



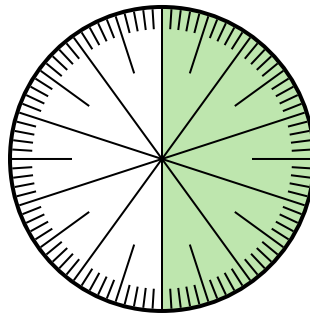
- A. 3.50 B. 0.035
 C. $\frac{3.5}{100}$ D. 0.35

- 3) Which choice represents the shaded portion of the number wheel?



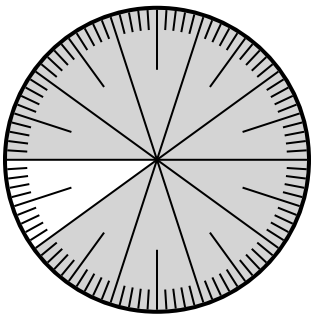
- A. $\frac{30}{10}$ B. 0.3
 C. 30.0 D. 3.0

- 4) Which choice represents the un-shaded portion of the number wheel?



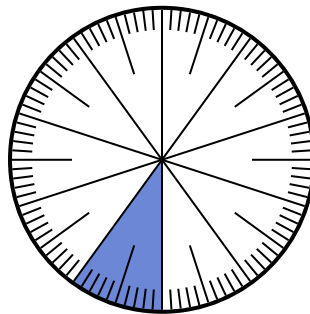
- A. 0.50 B. $\frac{0.5}{100}$
 C. 5 D. 50

- 5) Which choice represents the shaded portion of the number wheel?



- A. $\frac{90}{100}$ B. 0.090
 C. 90 D. $\frac{9}{100}$

- 6) Which choice represents the shaded portion of the number wheel?



- A. 0.10 B. 10
 C. $\frac{0.1}{100}$ D. $\frac{1.00}{100}$

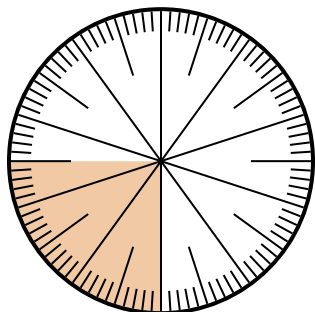
Answers

1. **A**
 2. **D**
 3. **B**
 4. **A**
 5. **A**
 6. **A**



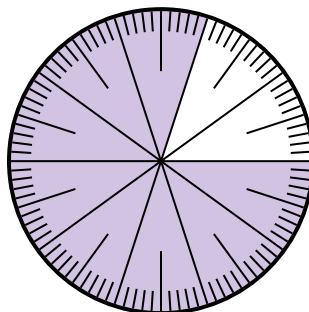
Solve each problem.

1) Which choice represents the shaded portion of the number wheel?



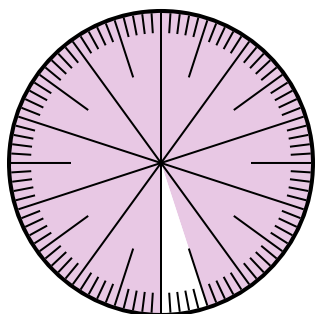
- A. $\frac{25}{75}$ B. $\frac{0.25}{100}$
 C. $\frac{25}{100}$ D. 2.50

2) Which choice represents the shaded portion of the number wheel?



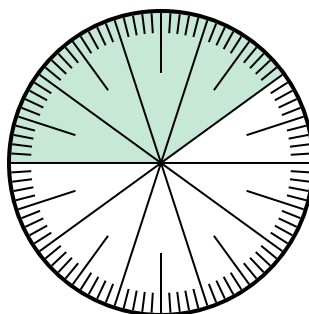
- A. $\frac{8}{100}$ B. 0.080
 C. $\frac{0.8}{100}$ D. $\frac{80}{100}$

3) Which choice represents the un-shaded portion of the number wheel?



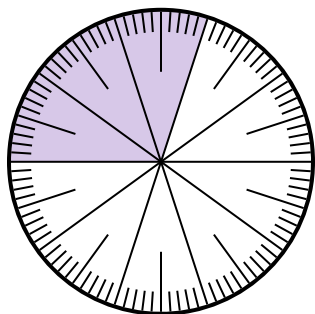
- A. $\frac{5}{100}$ B. 0.5
 C. $\frac{95}{5}$ D. $\frac{5}{95}$

4) Which choice represents the un-shaded portion of the number wheel?



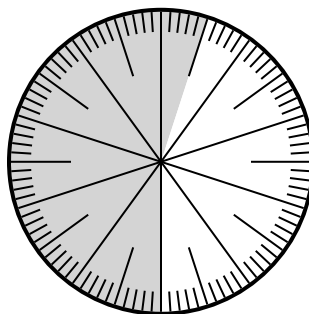
- A. $\frac{0.6}{100}$ B. 0.60
 C. $\frac{40}{60}$ D. 6.00

5) Which choice represents the shaded portion of the number wheel?



- A. 3 B. 0.30
 C. 30 D. $\frac{30}{70}$

6) Which choice represents the shaded portion of the number wheel?



- A. $\frac{55}{100}$ B. 45
 C. 5.5 D. 45.0

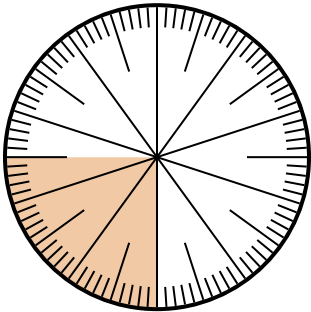
Answers

1. _____
 2. _____
 3. _____
 4. _____
 5. _____
 6. _____



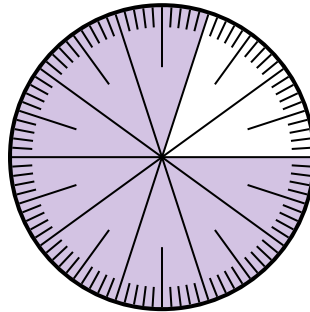
Solve each problem.

- 1) Which choice represents the shaded portion of the number wheel?



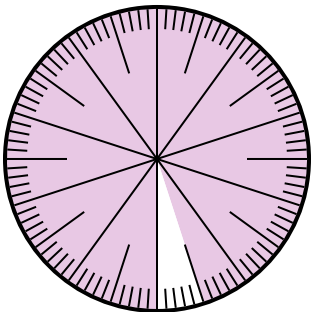
- A. $\frac{25}{75}$ B. $\frac{0.25}{100}$
 C. $\frac{25}{100}$ D. 2.50

- 2) Which choice represents the shaded portion of the number wheel?



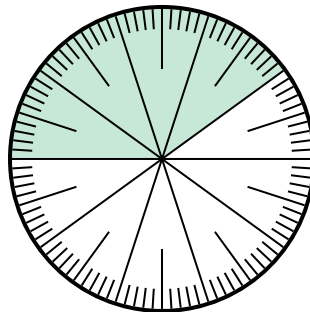
- A. $\frac{8}{100}$ B. 0.080
 C. $\frac{0.8}{100}$ D. $\frac{80}{100}$

- 3) Which choice represents the un-shaded portion of the number wheel?



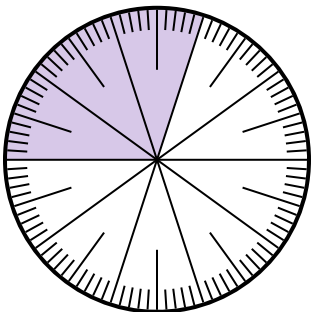
- A. $\frac{5}{100}$ B. 0.5
 C. $\frac{95}{5}$ D. $\frac{5}{95}$

- 4) Which choice represents the un-shaded portion of the number wheel?



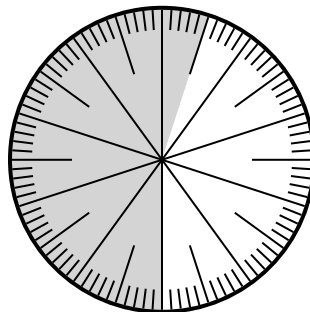
- A. $\frac{0.6}{100}$ B. 0.60
 C. $\frac{40}{60}$ D. 6.00

- 5) Which choice represents the shaded portion of the number wheel?



- A. 3 B. 0.30
 C. 30 D. $\frac{30}{70}$

- 6) Which choice represents the shaded portion of the number wheel?



- A. $\frac{55}{100}$ B. 45
 C. 5.5 D. 45.0

Answers

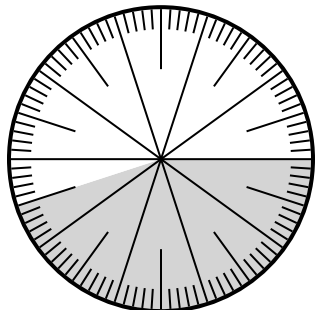
1. **C**
 2. **D**
 3. **A**
 4. **B**
 5. **B**
 6. **A**



Solve each problem.

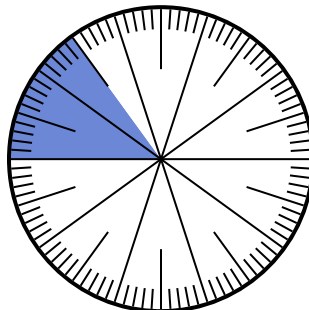
Answers

- 1) Which choice represents the un-shaded portion of the number wheel?




- A. $\frac{55}{100}$ B. 5.5
C. 5.50 D. $\frac{0.55}{100}$

- 2) Which choice represents the un-shaded portion of the number wheel?



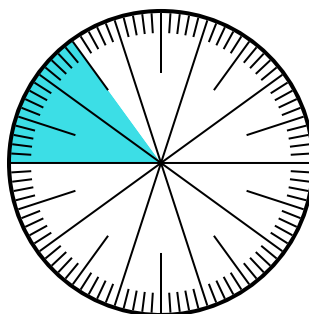
- A. $\frac{15}{85}$ B. 0.85
C. 85 D. $\frac{85}{15}$

- 3) Which choice represents the shaded portion of the number wheel?



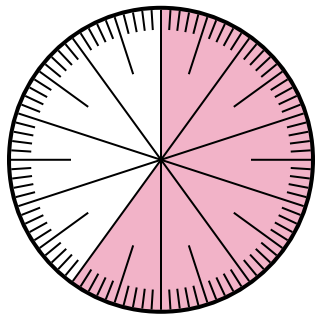
- A. $\frac{0.1}{100}$ B. 0.0010
C. 0.1 D. 1.00

- 4) Which choice represents the shaded portion of the number wheel?



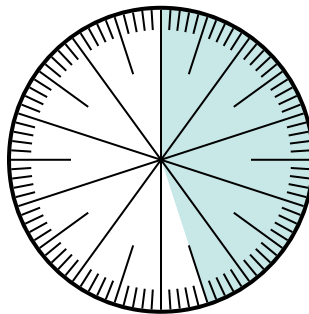
- A. 8.50 B. 0.015
C. 0.15 D. 15

- 5) Which choice represents the shaded portion of the number wheel?



- A. $\frac{60}{100}$ B. 6.00
C. 0.0060 D. 60.0

- 6) Which choice represents the shaded portion of the number wheel?



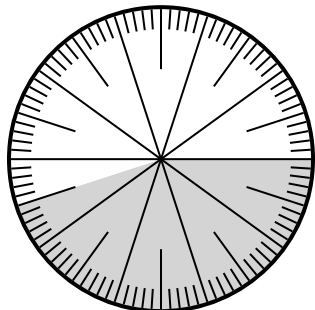
- A. $\frac{4.5}{100}$ B. $\frac{0.45}{100}$
C. $\frac{45}{100}$ D. $\frac{45}{55}$

1. _____
2. _____
3. _____
4. _____
5. _____
6. _____



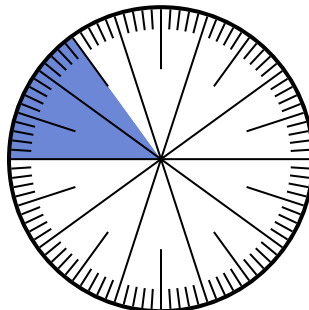
Solve each problem.

- 1) Which choice represents the un-shaded portion of the number wheel?



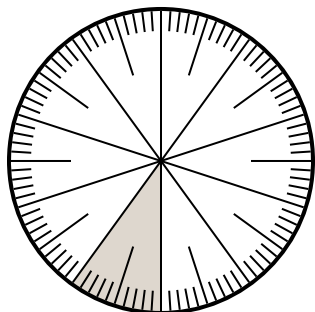
- A. $\frac{55}{100}$ B. 5.5
C. 5.50 D. $\frac{0.55}{100}$

- 2) Which choice represents the un-shaded portion of the number wheel?



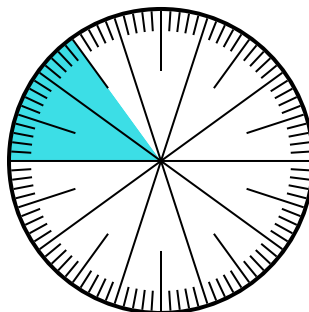
- A. $\frac{15}{85}$ B. 0.85
C. 85 D. $\frac{85}{15}$

- 3) Which choice represents the shaded portion of the number wheel?



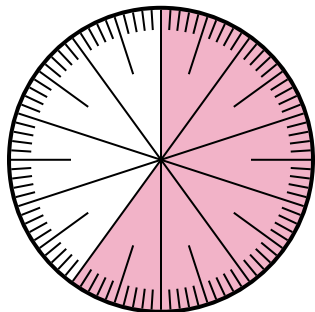
- A. $\frac{0.1}{100}$ B. 0.0010
C. 0.1 D. 1.00

- 4) Which choice represents the shaded portion of the number wheel?



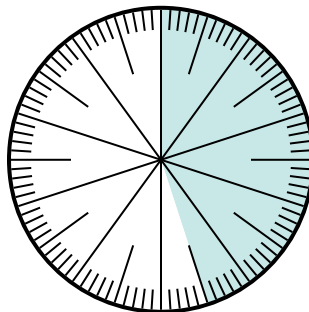
- A. 8.50 B. 0.015
C. 0.15 D. 15

- 5) Which choice represents the shaded portion of the number wheel?



- A. $\frac{60}{100}$ B. 6.00
C. 0.0060 D. 60.0

- 6) Which choice represents the shaded portion of the number wheel?



- A. $\frac{4.5}{100}$ B. $\frac{0.45}{100}$
C. $\frac{45}{100}$ D. $\frac{45}{55}$

Answers

1. **A**

2. **B**

3. **C**

4. **C**

5. **A**

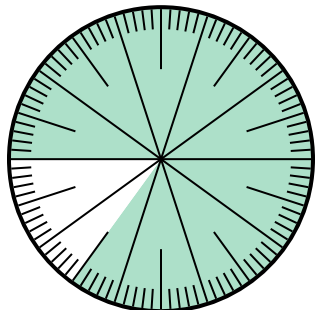
6. **C**



Solve each problem.

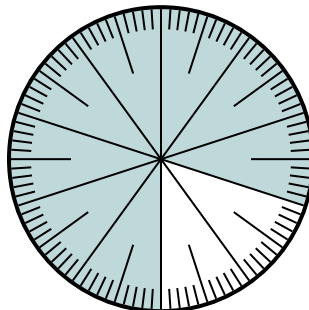
Answers

- 1) Which choice represents the shaded portion of the number wheel?



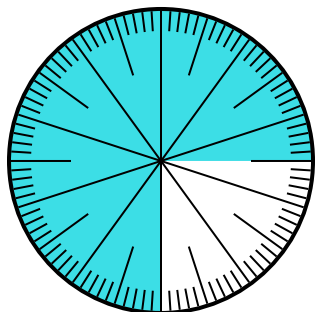
- A. 0.85 B. 8.5
C. 85 D. 0.085

- 2) Which choice represents the un-shaded portion of the number wheel?



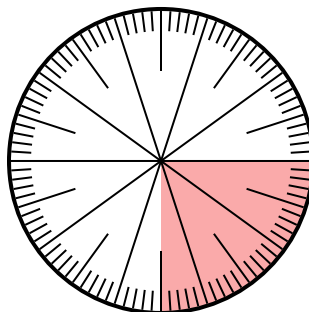
- A. $\frac{2}{100}$ B. $\frac{20}{100}$
C. $\frac{2.00}{100}$ D. $\frac{80}{20}$

- 3) Which choice represents the un-shaded portion of the number wheel?



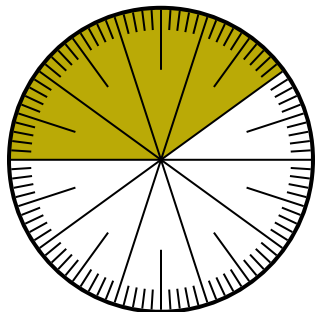
- A. 0.025 B. 0.25
C. 0.0075 D. 2.50

- 4) Which choice represents the shaded portion of the number wheel?



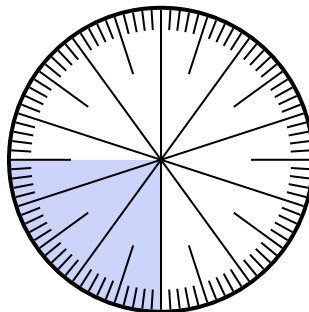
- A. $\frac{0.25}{100}$ B. $\frac{25}{100}$
C. 0.025 D. 25

- 5) Which choice represents the shaded portion of the number wheel?



- A. $\frac{40}{60}$ B. $\frac{60}{40}$
C. $\frac{40}{100}$ D. $\frac{4}{100}$

- 6) Which choice represents the shaded portion of the number wheel?



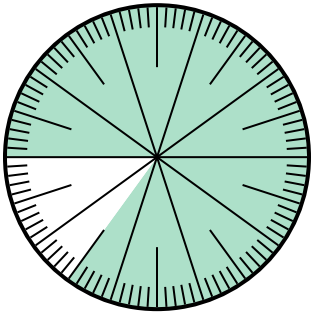
- A. 0.0075 B. $\frac{2.50}{100}$
C. 0.025 D. 0.25

1. _____
2. _____
3. _____
4. _____
5. _____
6. _____



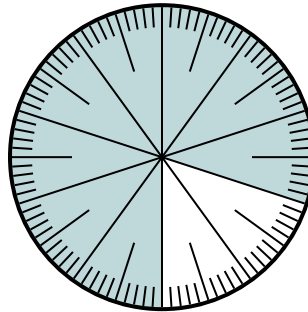
Solve each problem.

- 1) Which choice represents the shaded portion of the number wheel?



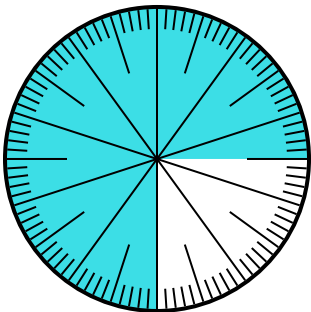
- A. 0.85 B. 8.5
C. 85 D. 0.085

- 2) Which choice represents the un-shaded portion of the number wheel?



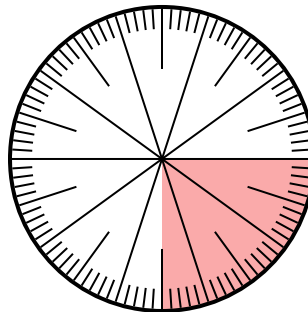
- A. $\frac{2}{100}$ B. $\frac{20}{100}$
C. $\frac{2.00}{100}$ D. $\frac{80}{20}$

- 3) Which choice represents the un-shaded portion of the number wheel?



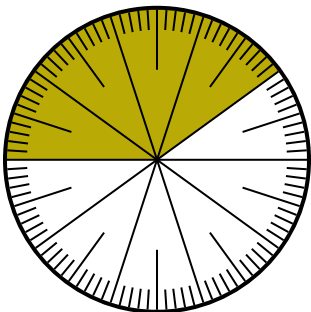
- A. 0.025 B. 0.25
C. 0.0075 D. 2.50

- 4) Which choice represents the shaded portion of the number wheel?



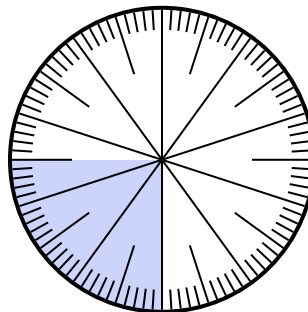
- A. $\frac{0.25}{100}$ B. $\frac{25}{100}$
C. 0.025 D. 25

- 5) Which choice represents the shaded portion of the number wheel?



- A. $\frac{40}{60}$ B. $\frac{60}{40}$
C. $\frac{40}{100}$ D. $\frac{4}{100}$

- 6) Which choice represents the shaded portion of the number wheel?



- A. 0.0075 B. $\frac{2.50}{100}$
C. 0.025 D. 0.25

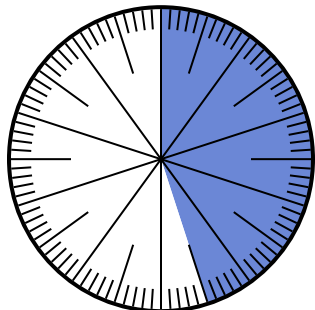
Answers

1. **A**
2. **B**
3. **B**
4. **B**
5. **C**
6. **D**



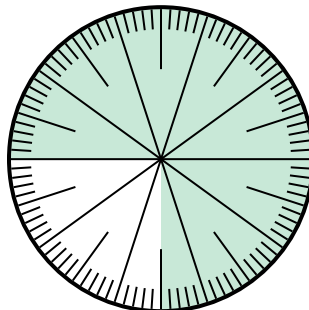
Solve each problem.

1) Which choice represents the shaded portion of the number wheel?



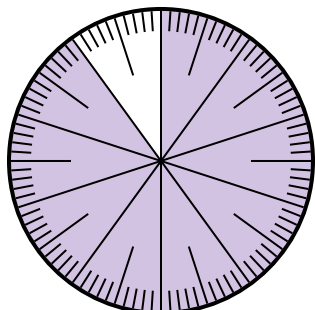
- A. $\frac{45}{100}$ B. $\frac{55}{45}$
 C. $\frac{45}{55}$ D. $\frac{4.5}{100}$

2) Which choice represents the shaded portion of the number wheel?



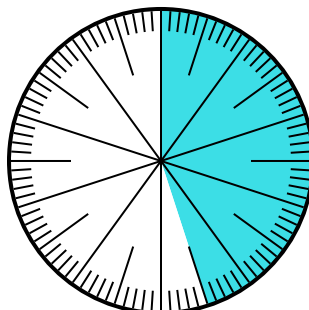
- A. $\frac{0.75}{100}$ B. 0.75
 C. $\frac{7.50}{100}$ D. $\frac{7.5}{100}$

3) Which choice represents the shaded portion of the number wheel?



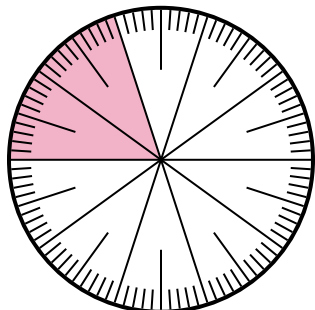
- A. 90 B. 0.090
 C. $\frac{90}{100}$ D. $\frac{9}{100}$

4) Which choice represents the un-shaded portion of the number wheel?



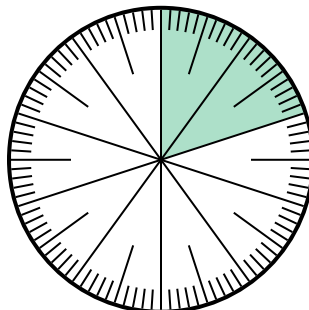
- A. 5.5 B. 55
 C. $\frac{5.5}{100}$ D. $\frac{55}{100}$

5) Which choice represents the un-shaded portion of the number wheel?



- A. $\frac{20}{80}$ B. 0.80
 C. $\frac{8}{100}$ D. 8

6) Which choice represents the un-shaded portion of the number wheel?



- A. 80 B. 8
 C. $\frac{0.8}{100}$ D. $\frac{80}{100}$

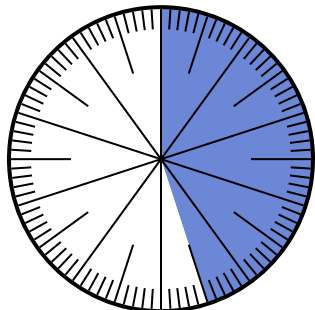
Answers

1. _____
 2. _____
 3. _____
 4. _____
 5. _____
 6. _____



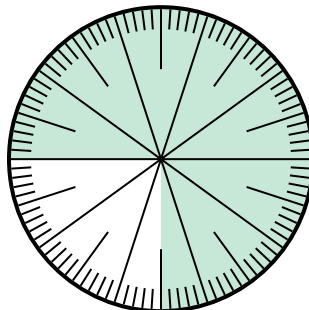
Solve each problem.

1) Which choice represents the shaded portion of the number wheel?



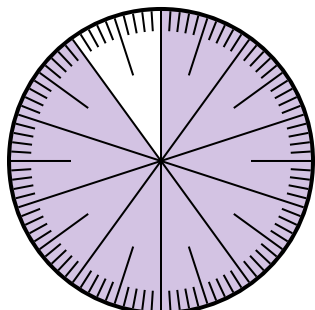
- A. $\frac{45}{100}$ B. $\frac{55}{45}$
 C. $\frac{45}{55}$ D. $\frac{4.5}{100}$

2) Which choice represents the shaded portion of the number wheel?



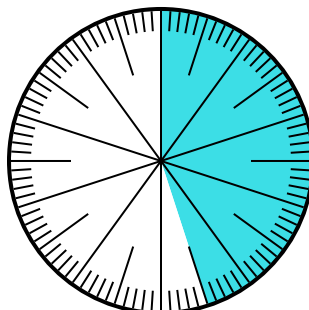
- A. $\frac{0.75}{100}$ B. 0.75
 C. $\frac{7.50}{100}$ D. $\frac{7.5}{100}$

3) Which choice represents the shaded portion of the number wheel?



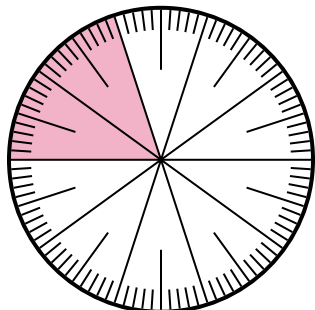
- A. 90 B. 0.090
 C. $\frac{90}{100}$ D. $\frac{9}{100}$

4) Which choice represents the un-shaded portion of the number wheel?



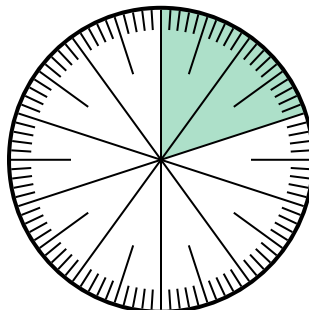
- A. 5.5 B. 55
 C. $\frac{5.5}{100}$ D. $\frac{55}{100}$

5) Which choice represents the un-shaded portion of the number wheel?



- A. $\frac{20}{80}$ B. 0.80
 C. $\frac{8}{100}$ D. 8

6) Which choice represents the un-shaded portion of the number wheel?



- A. 80 B. 8
 C. $\frac{0.8}{100}$ D. $\frac{80}{100}$

Answers

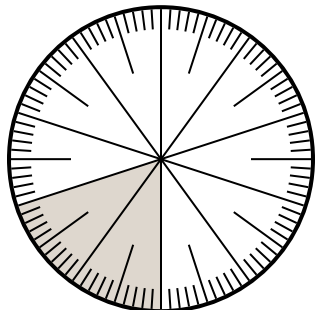
1. **A**
 2. **B**
 3. **C**
 4. **D**
 5. **B**
 6. **D**



Solve each problem.

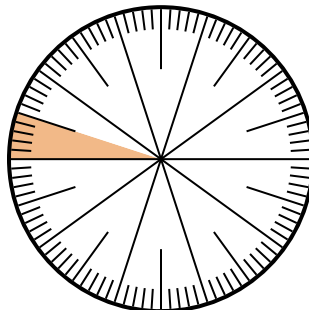
Answers

- 1) Which choice represents the shaded portion of the number wheel?



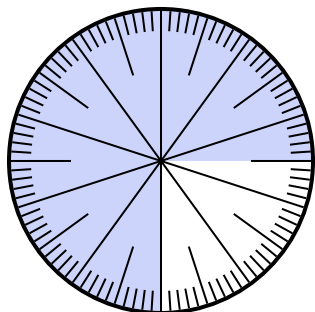
- A. $\frac{80}{20}$ B. 0.20
C. $\frac{20}{10}$ D. $\frac{0.2}{100}$

- 2) Which choice represents the shaded portion of the number wheel?



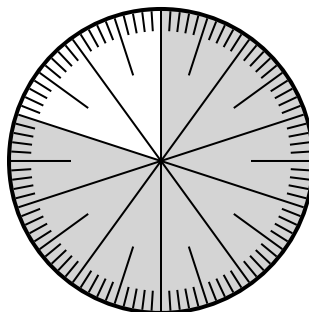
- A. $\frac{0.05}{100}$ B. 0.05
C. $\frac{5}{95}$ D. $\frac{9.5}{100}$

- 3) Which choice represents the un-shaded portion of the number wheel?



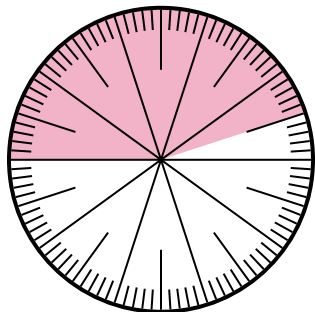
- A. 2.50 B. $\frac{25}{100}$
C. 25 D. 2.5

- 4) Which choice represents the shaded portion of the number wheel?



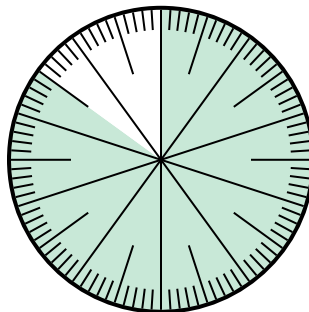
- A. $\frac{80}{20}$ B. $\frac{8.00}{100}$
C. $\frac{80}{100}$ D. 8.00

- 5) Which choice represents the shaded portion of the number wheel?



- A. 55.0 B. 45
C. 4.5 D. 0.45

- 6) Which choice represents the un-shaded portion of the number wheel?




- A. $\frac{1.5}{100}$ B. $\frac{15}{100}$
C. 1.50 D. 1.5

1. _____
2. _____
3. _____
4. _____
5. _____
6. _____



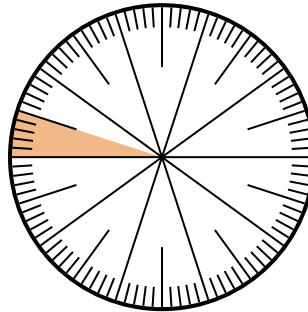
Solve each problem.

- 1) Which choice represents the shaded portion of the number wheel?



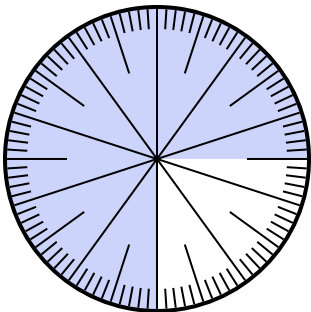
- A. $\frac{80}{20}$ B. 0.20
C. $\frac{20}{10}$ D. $\frac{0.2}{100}$

- 2) Which choice represents the shaded portion of the number wheel?



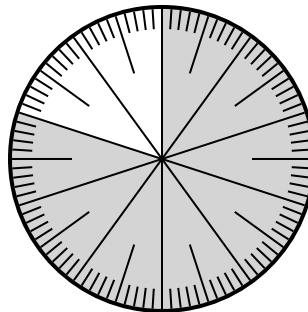
- A. $\frac{0.05}{100}$ B. 0.05
C. $\frac{5}{95}$ D. $\frac{9.5}{100}$

- 3) Which choice represents the un-shaded portion of the number wheel?



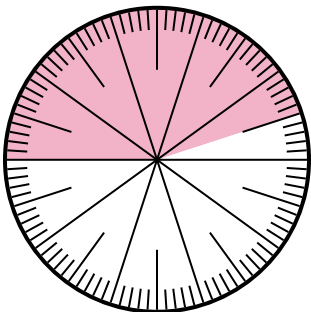
- A. 2.50 B. $\frac{25}{100}$
C. 25 D. 2.5

- 4) Which choice represents the shaded portion of the number wheel?



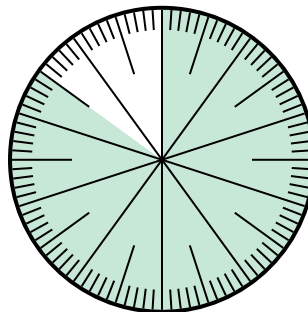
- A. $\frac{80}{20}$ B. $\frac{8.00}{100}$
C. $\frac{80}{100}$ D. 8.00

- 5) Which choice represents the shaded portion of the number wheel?



- A. 55.0 B. 45
C. 4.5 D. 0.45

- 6) Which choice represents the un-shaded portion of the number wheel?



- A. $\frac{1.5}{100}$ B. $\frac{15}{100}$
C. 1.50 D. 1.5

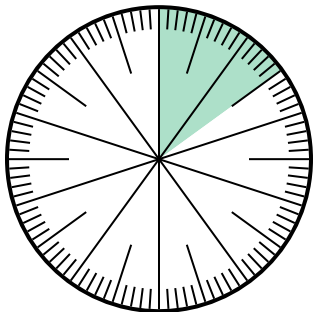
Answers

1. **B**
2. **B**
3. **B**
4. **C**
5. **D**
6. **B**



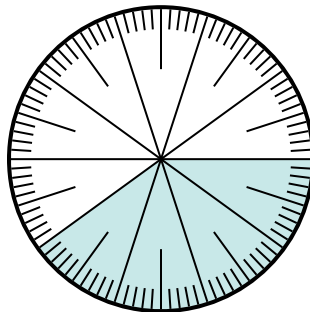
Solve each problem.

1) Which choice represents the shaded portion of the number wheel?



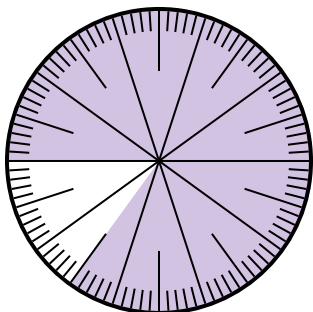
- A. $\frac{1.50}{100}$ B. $\frac{15}{100}$
 C. $\frac{1.5}{100}$ D. 1.50

2) Which choice represents the un-shaded portion of the number wheel?



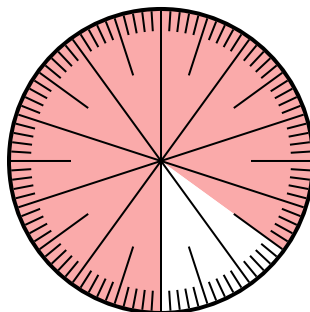
- A. $\frac{6.00}{100}$ B. 0.6
 C. 6 D. 6.00

3) Which choice represents the un-shaded portion of the number wheel?



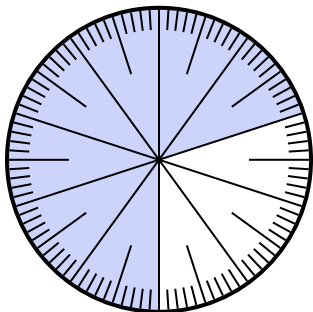
- A. 1.5 B. 0.15
 C. $\frac{15}{85}$ D. $\frac{0.15}{100}$

4) Which choice represents the un-shaded portion of the number wheel?



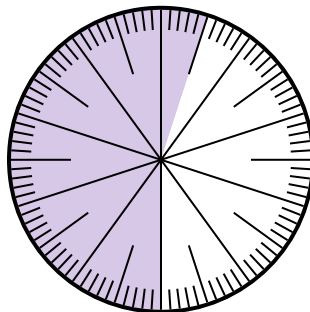
- A. 15 B. 0.15
 C. $\frac{0.85}{100}$ D. $\frac{8.5}{100}$

5) Which choice represents the un-shaded portion of the number wheel?



- A. 0.030 B. 30
 C. $\frac{3.00}{100}$ D. $\frac{30}{100}$

6) Which choice represents the un-shaded portion of the number wheel?



- A. $\frac{4.5}{100}$ B. 0.45
 C. 45 D. $\frac{4.50}{100}$

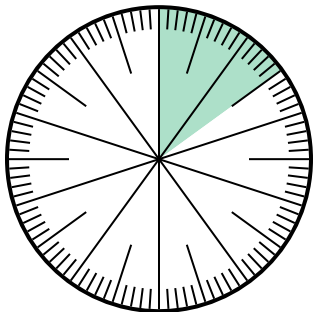
Answers

1. _____
 2. _____
 3. _____
 4. _____
 5. _____
 6. _____



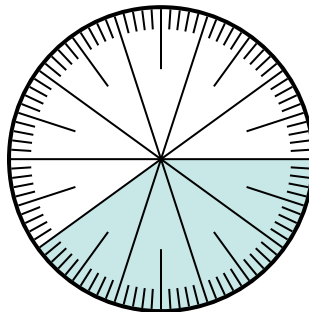
Solve each problem.

- 1) Which choice represents the shaded portion of the number wheel?



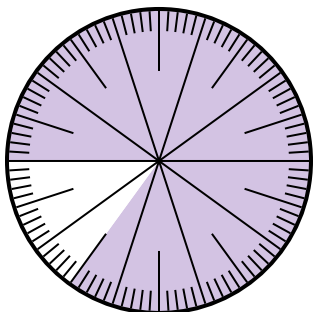
- A. $\frac{1.50}{100}$ B. $\frac{15}{100}$
 C. $\frac{1.5}{100}$ D. 1.50

- 2) Which choice represents the un-shaded portion of the number wheel?



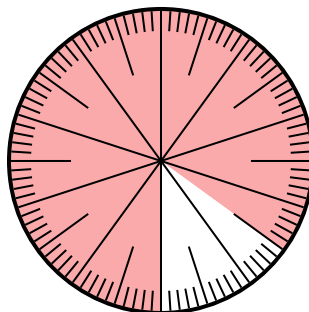
- A. $\frac{6.00}{100}$ B. 0.6
 C. 6 D. 6.00

- 3) Which choice represents the un-shaded portion of the number wheel?



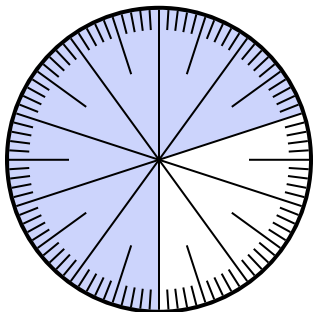
- A. 1.5 B. 0.15
 C. $\frac{15}{85}$ D. $\frac{0.15}{100}$

- 4) Which choice represents the un-shaded portion of the number wheel?



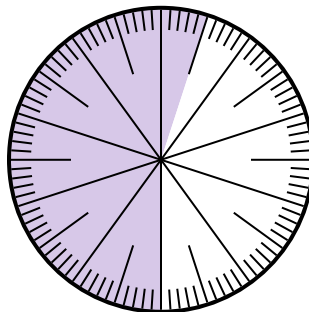
- A. 15 B. 0.15
 C. $\frac{0.85}{100}$ D. $\frac{8.5}{100}$

- 5) Which choice represents the un-shaded portion of the number wheel?



- A. 0.030 B. 30
 C. $\frac{3.00}{100}$ D. $\frac{30}{100}$

- 6) Which choice represents the un-shaded portion of the number wheel?



- A. $\frac{4.5}{100}$ B. 0.45
 C. 45 D. $\frac{4.50}{100}$

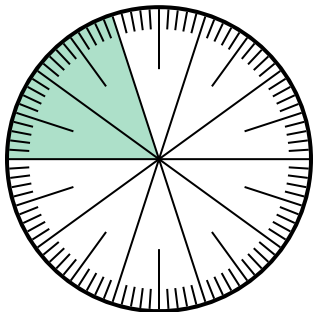
Answers

1. **B**
 2. **B**
 3. **B**
 4. **B**
 5. **D**
 6. **B**



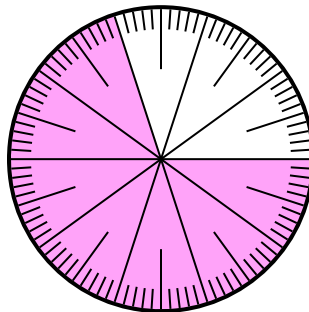
Solve each problem.

- 1) Which choice represents the un-shaded portion of the number wheel?



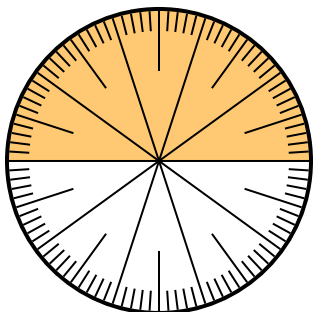
- A. $\frac{0.8}{100}$ B. 0.8
C. 8 D. $\frac{80}{20}$

- 2) Which choice represents the un-shaded portion of the number wheel?



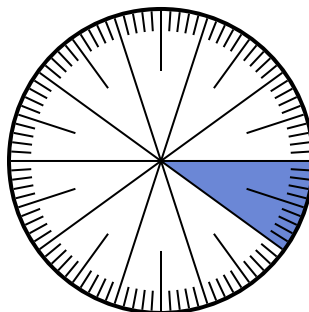
- A. 0.30 B. 70
C. 0.070 D. $\frac{70}{30}$

- 3) Which choice represents the un-shaded portion of the number wheel?



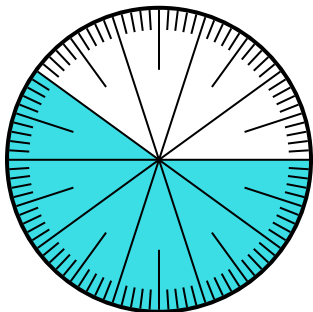
- A. 5.00 B. $\frac{5}{100}$
C. $\frac{5}{100}$ D. 0.5

- 4) Which choice represents the shaded portion of the number wheel?



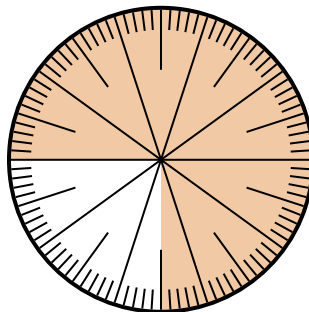
- A. 0.10 B. 1
C. $\frac{1}{100}$ D. $\frac{0.9}{100}$

- 5) Which choice represents the un-shaded portion of the number wheel?



- A. 4.00 B. 0.40
C. $\frac{40}{60}$ D. $\frac{4.00}{100}$

- 6) Which choice represents the shaded portion of the number wheel?



- A. $\frac{75}{25}$ B. 0.075
C. $\frac{75}{100}$ D. 7.50

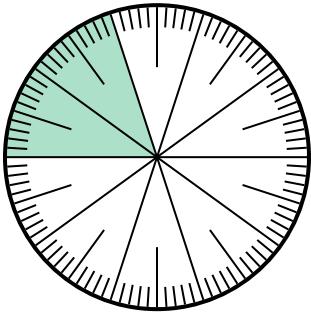
Answers

1. _____
2. _____
3. _____
4. _____
5. _____
6. _____



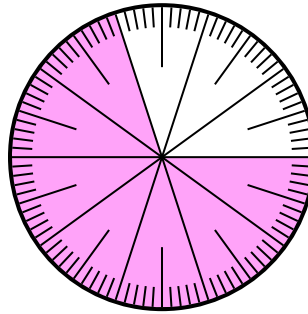
Solve each problem.

- 1) Which choice represents the un-shaded portion of the number wheel?



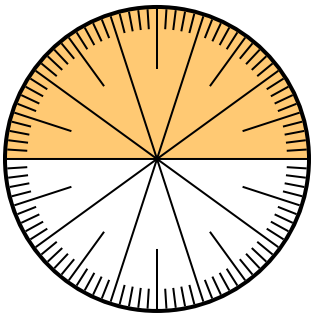
- A. $\frac{0.8}{100}$ B. 0.8
C. 8 D. $\frac{80}{20}$

- 2) Which choice represents the un-shaded portion of the number wheel?



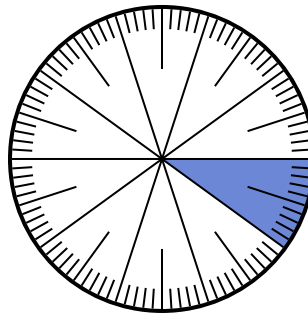
- A. 0.30 B. 70
C. 0.070 D. $\frac{70}{30}$

- 3) Which choice represents the un-shaded portion of the number wheel?



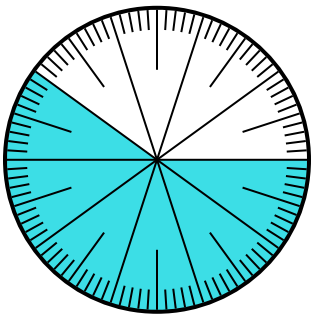
- A. 5.00 B. $\frac{5}{100}$
C. $\frac{5}{100}$ D. 0.5

- 4) Which choice represents the shaded portion of the number wheel?



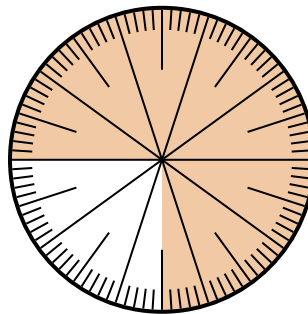
- A. 0.10 B. 1
C. $\frac{1}{100}$ D. $\frac{0.9}{100}$

- 5) Which choice represents the un-shaded portion of the number wheel?



- A. 4.00 B. 0.40
C. $\frac{40}{60}$ D. $\frac{4.00}{100}$

- 6) Which choice represents the shaded portion of the number wheel?



- A. $\frac{75}{25}$ B. 0.075
C. $\frac{75}{100}$ D. 7.50

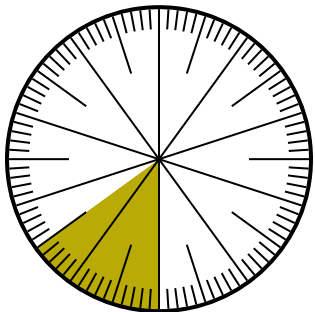
Answers

1. **B**
2. **A**
3. **D**
4. **A**
5. **B**
6. **C**



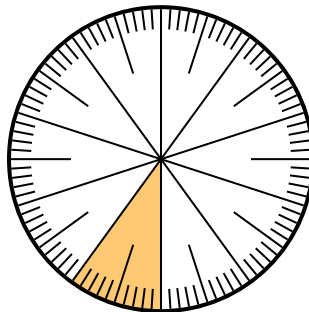
Solve each problem.

- 1) Which choice represents the un-shaded portion of the number wheel?



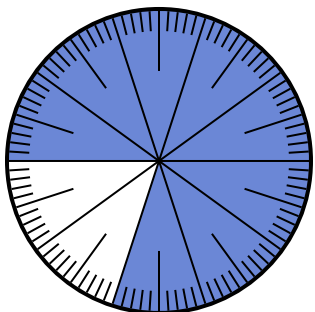
- A. $\frac{85}{100}$ B. $\frac{8.5}{100}$
 C. $\frac{0.85}{100}$ D. $\frac{85}{15}$

- 2) Which choice represents the un-shaded portion of the number wheel?



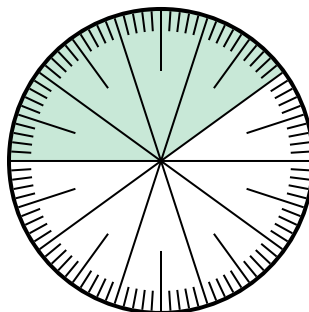
- A. 0.9 B. 90
 C. $\frac{1}{100}$ D. 9

- 3) Which choice represents the un-shaded portion of the number wheel?




- A. 20 B. $\frac{20}{80}$
 C. 0.2 D. $\frac{20}{10}$

- 4) Which choice represents the un-shaded portion of the number wheel?



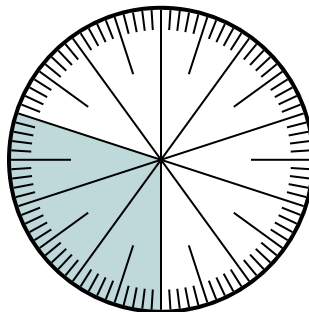
- A. 0.0060 B. 0.6
 C. 60 D. $\frac{40}{60}$

- 5) Which choice represents the un-shaded portion of the number wheel?



- A. $\frac{60}{40}$ B. $\frac{40}{100}$
 C. $\frac{0.4}{100}$ D. 40

- 6) Which choice represents the un-shaded portion of the number wheel?



- A. $\frac{70}{100}$ B. $\frac{70}{30}$
 C. 7 D. $\frac{30}{70}$

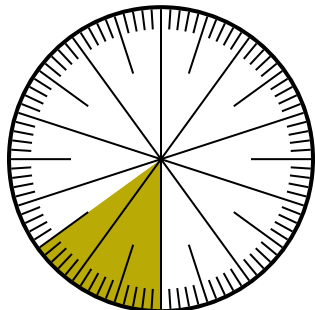
Answers

1. _____
 2. _____
 3. _____
 4. _____
 5. _____
 6. _____



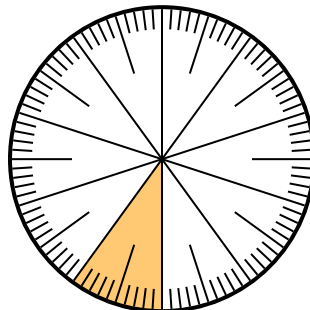
Solve each problem.

- 1) Which choice represents the un-shaded portion of the number wheel?



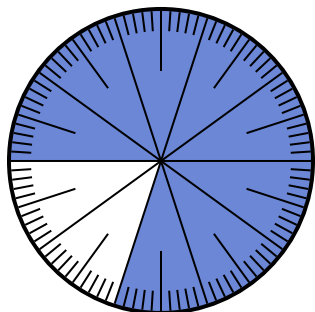
- A. $\frac{85}{100}$ B. $\frac{8.5}{100}$
 C. $\frac{0.85}{100}$ D. $\frac{85}{15}$

- 2) Which choice represents the un-shaded portion of the number wheel?



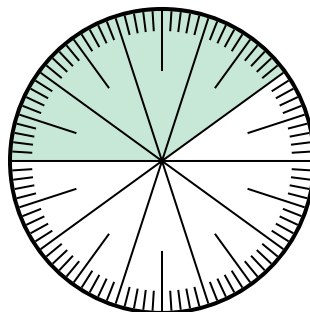
- A. 0.9 B. 90
 C. $\frac{1}{100}$ D. 9

- 3) Which choice represents the un-shaded portion of the number wheel?



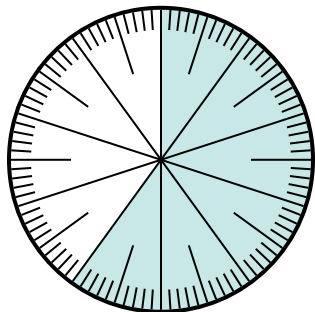
- A. 20 B. $\frac{20}{80}$
 C. 0.2 D. $\frac{20}{10}$

- 4) Which choice represents the un-shaded portion of the number wheel?



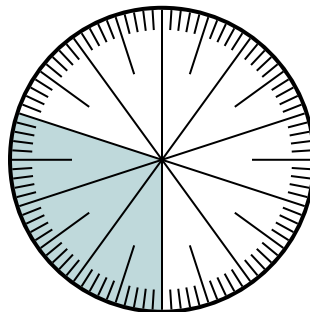
- A. 0.0060 B. 0.6
 C. 60 D. $\frac{40}{60}$

- 5) Which choice represents the un-shaded portion of the number wheel?



- A. $\frac{60}{40}$ B. $\frac{40}{100}$
 C. $\frac{0.4}{100}$ D. 40

- 6) Which choice represents the un-shaded portion of the number wheel?



- A. $\frac{70}{100}$ B. $\frac{70}{30}$
 C. 7 D. $\frac{30}{70}$

Answers

1. **A**
 2. **A**
 3. **C**
 4. **B**
 5. **B**
 6. **A**