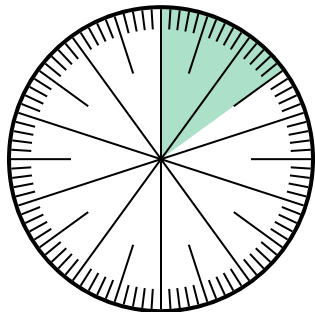




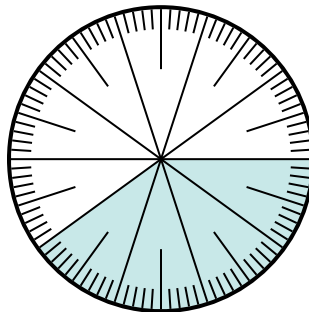
Solve each problem.

1) Which choice represents the shaded portion of the number wheel?



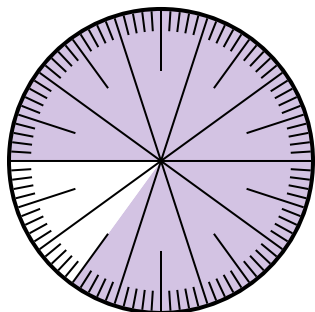
- A. $\frac{1.50}{100}$ B. $\frac{15}{100}$
 C. $\frac{1.5}{100}$ D. 1.50

2) Which choice represents the un-shaded portion of the number wheel?



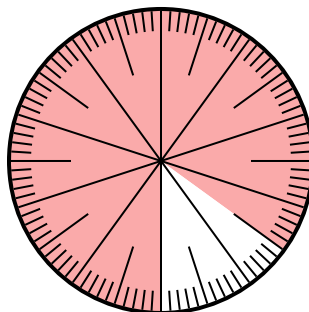
- A. $\frac{6.00}{100}$ B. 0.6
 C. 6 D. 6.00

3) Which choice represents the un-shaded portion of the number wheel?



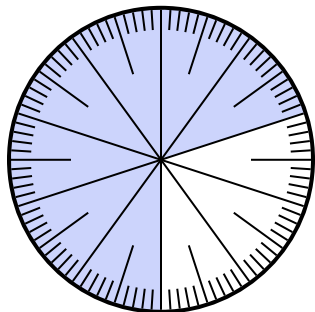
- A. 1.5 B. 0.15
 C. $\frac{15}{85}$ D. $\frac{0.15}{100}$

4) Which choice represents the un-shaded portion of the number wheel?



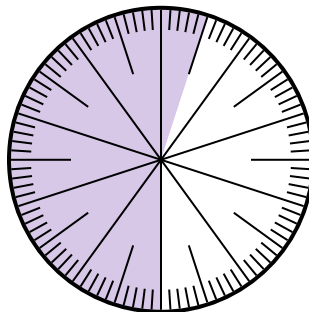
- A. 15 B. 0.15
 C. $\frac{0.85}{100}$ D. $\frac{8.5}{100}$

5) Which choice represents the un-shaded portion of the number wheel?



- A. 0.030 B. 30
 C. $\frac{3.00}{100}$ D. $\frac{30}{100}$

6) Which choice represents the un-shaded portion of the number wheel?



- A. $\frac{4.5}{100}$ B. 0.45
 C. 45 D. $\frac{4.50}{100}$

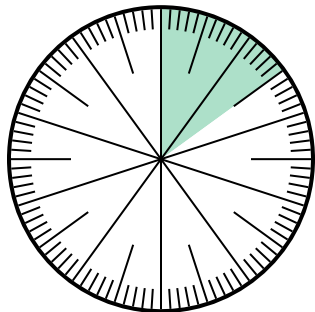
Answers

1. _____
 2. _____
 3. _____
 4. _____
 5. _____
 6. _____



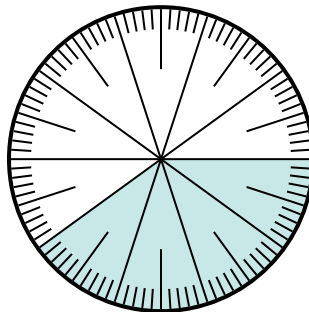
Solve each problem.

1) Which choice represents the shaded portion of the number wheel?



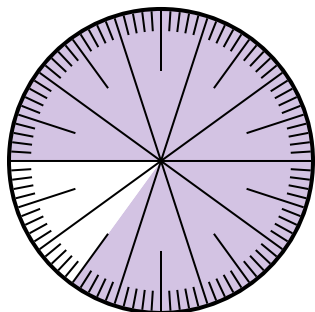
- A. $\frac{1.50}{100}$ B. $\frac{15}{100}$
 C. $\frac{1.5}{100}$ D. 1.50

2) Which choice represents the un-shaded portion of the number wheel?



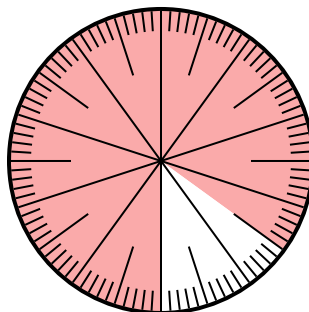
- A. $\frac{6.00}{100}$ B. 0.6
 C. 6 D. 6.00

3) Which choice represents the un-shaded portion of the number wheel?



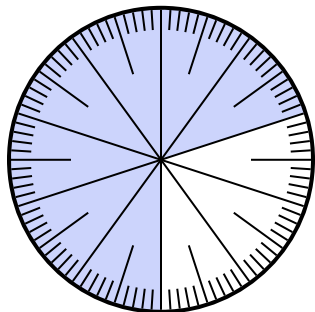
- A. 1.5 B. 0.15
 C. $\frac{15}{85}$ D. $\frac{0.15}{100}$

4) Which choice represents the un-shaded portion of the number wheel?



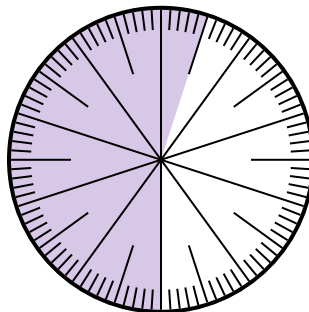
- A. 15 B. 0.15
 C. $\frac{0.85}{100}$ D. $\frac{8.5}{100}$

5) Which choice represents the un-shaded portion of the number wheel?



- A. 0.030 B. 30
 C. $\frac{3.00}{100}$ D. $\frac{30}{100}$

6) Which choice represents the un-shaded portion of the number wheel?



- A. $\frac{4.5}{100}$ B. 0.45
 C. 45 D. $\frac{4.50}{100}$

Answers

1. **B**

2. **B**

3. **B**

4. **B**

5. **D**

6. **B**