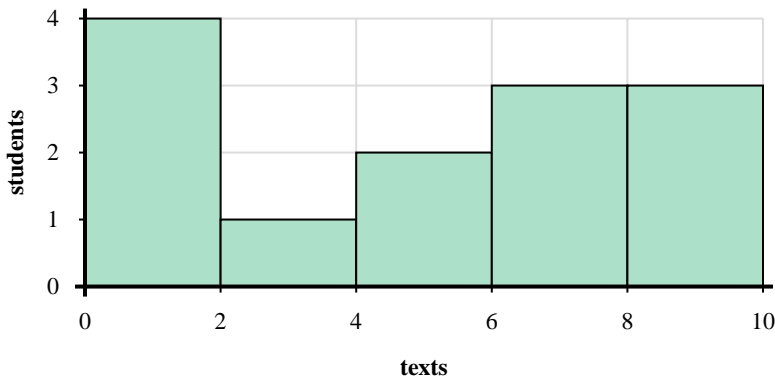




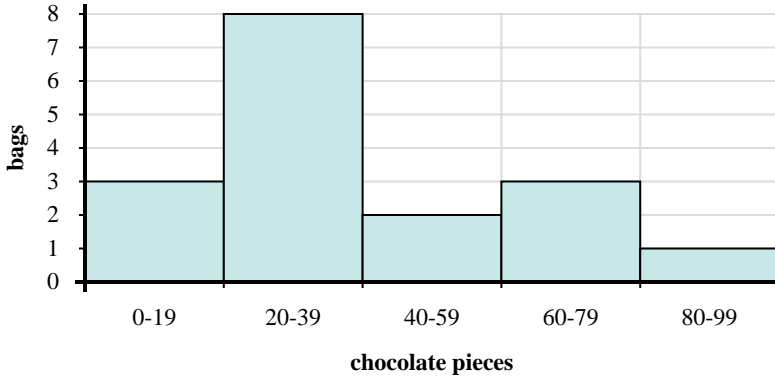
Use the histograms shown to answer each question.



- 1) How many students are represented in this histogram?
- 2) Most students sent between _____ and _____ texts.
- 3) How many students sent between 8 and 10 texts?
- 4) If a student sent 6 texts which bar would they be added to?

Answers

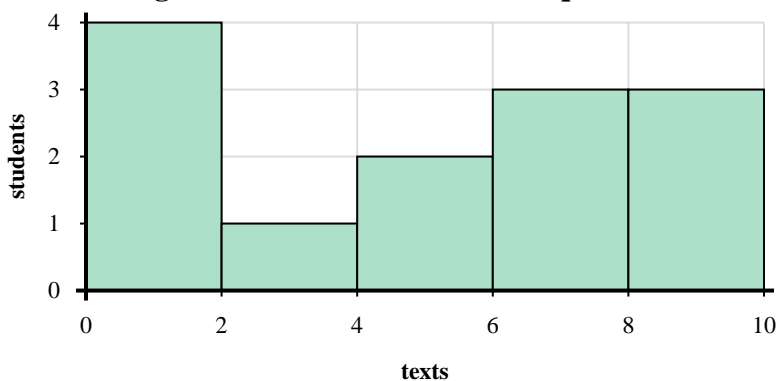
1. _____
2. _____
3. _____
4. _____
5. _____
6. _____
7. _____
8. _____



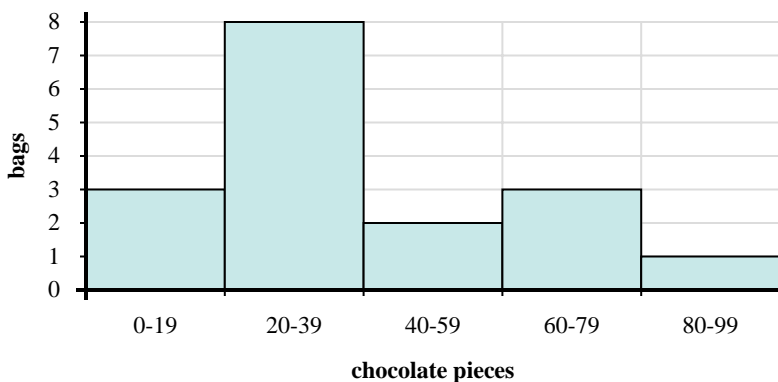
- 5) Most bags had between _____ and _____ pieces of chocolate.
- 6) How many bags had between 40 and 60 chocolate pieces?
- 7) If a bag had 69 pieces of chocolate in it, which bar would it be added to?
- 8) How many bags of trail mix are represented in this histogram?



Use the histograms shown to answer each question.



- 1) How many students are represented in this histogram?
- 2) Most students sent between _____ and _____ texts.
- 3) How many students sent between 8 and 10 texts?
- 4) If a student sent 6 texts which bar would they be added to?



- 5) Most bags had between _____ and _____ pieces of chocolate.
- 6) How many bags had between 40 and 60 chocolate pieces?
- 7) If a bag had 69 pieces of chocolate in it, which bar would it be added to?
- 8) How many bags of trail mix are represented in this histogram?

Answers

1. 13
2. 0 2
3. 3
4. 4
5. 20 40
6. 2
7. 4
8. 17