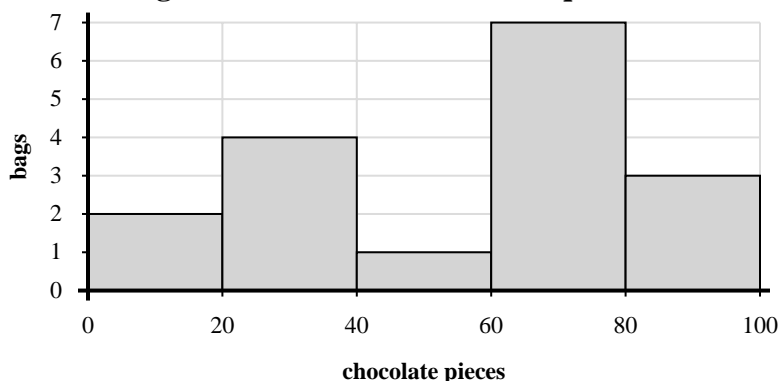
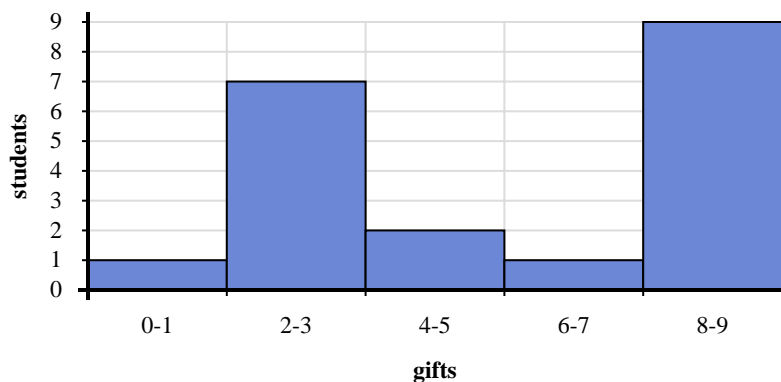




Use the histograms shown to answer each question.



- How many bags had between 40 and 60 chocolate pieces?
- How many bags of trail mix are represented in this histogram?
- If a bag had 69 pieces of chocolate in it, which bar would it be added to?
- Most bags had between \_\_\_\_\_ and \_\_\_\_\_ pieces of chocolate.



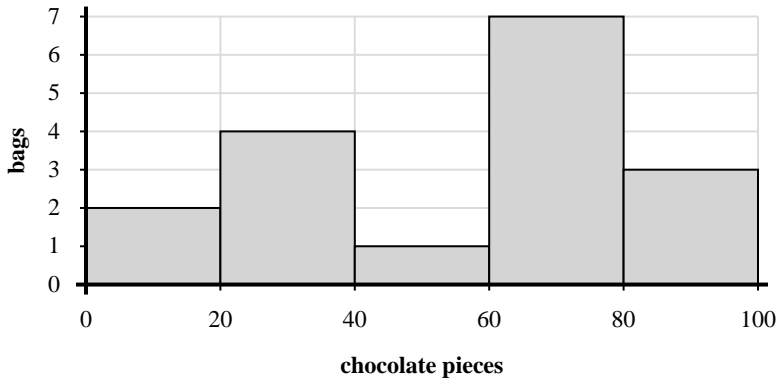
- If a student received 4 gifts which bar would they be added to?
- How many students received between 0 and 2 gifts?
- How many students are represented in this histogram?
- Most students received between \_\_\_\_\_ and \_\_\_\_\_ gifts.

Answers

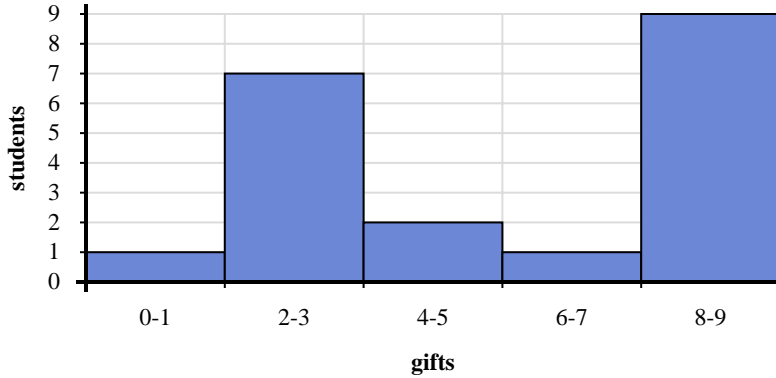
- \_\_\_\_\_
- \_\_\_\_\_
- \_\_\_\_\_
- \_\_\_\_\_
- \_\_\_\_\_
- \_\_\_\_\_
- \_\_\_\_\_
- \_\_\_\_\_



Use the histograms shown to answer each question.



- How many bags had between 40 and 60 chocolate pieces?
- How many bags of trail mix are represented in this histogram?
- If a bag had 69 pieces of chocolate in it, which bar would it be added to?
- Most bags had between \_\_\_\_ and \_\_\_\_ pieces of chocolate.



- If a student received 4 gifts which bar would they be added to?
- How many students received between 0 and 2 gifts?
- How many students are represented in this histogram?
- Most students received between \_\_\_\_ and \_\_\_\_ gifts.

Answers

- 1
- 17
- 4
- 60    80
- 3
- 1
- 20
- 8    10