



Solve each problem.

Answers

- 1) The rectangle below has the dimensions 2×5 . Create a rectangle with the same perimeter, but a different area.



1. _____

2. _____

3. _____

4. _____

- 2) The rectangle below has the dimensions 3×7 . Create a rectangle with the same perimeter, but a different area.



5. _____

- 3) The rectangle below has the dimensions 5×6 . Create a rectangle with the same perimeter, but a different area.



- 4) The rectangle below has the dimensions 1×4 . Create a rectangle with the same perimeter, but a different area.



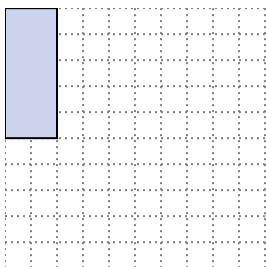
- 5) The rectangle below has the dimensions 4×9 . Create a rectangle with the same perimeter, but a different area.





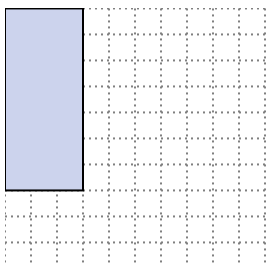
Solve each problem.

- 1) The rectangle below has the dimensions 2×5 . Create a rectangle with the same perimeter, but a different area.



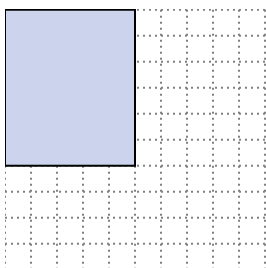
3×4
 1×6

- 2) The rectangle below has the dimensions 3×7 . Create a rectangle with the same perimeter, but a different area.



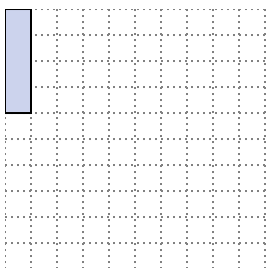
1×9

- 3) The rectangle below has the dimensions 5×6 . Create a rectangle with the same perimeter, but a different area.



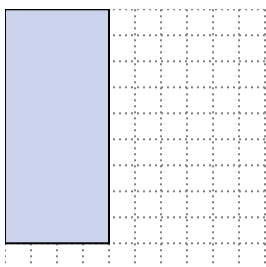
2×9
 1×10

- 4) The rectangle below has the dimensions 1×4 . Create a rectangle with the same perimeter, but a different area.



2×3

- 5) The rectangle below has the dimensions 4×9 . Create a rectangle with the same perimeter, but a different area.



6×7
 3×10

Answers

1. $3 \times 4 : 1 \times 6$

2. 1×9

3. $2 \times 9 : 1 \times 10$

4. 2×3

5. $6 \times 7 : 3 \times 10$