
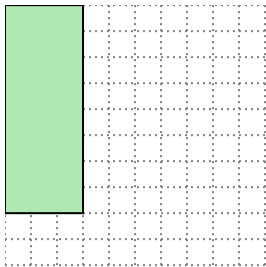


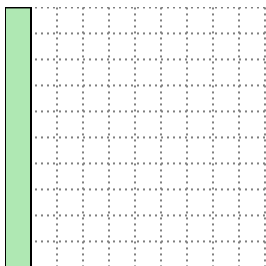


Solve each problem.

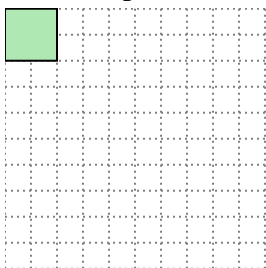
- 1) The rectangle below has the dimensions 3×8 . Create a rectangle with the same area, but a different perimeter.





- 2) The rectangle below has the dimensions 1×10 . Create a rectangle with the same area, but a different perimeter.



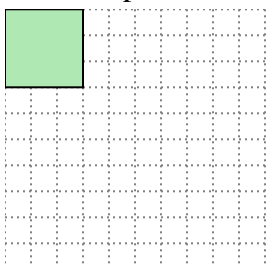
- 3) The rectangle below has the dimensions 2×2 . Create a rectangle with the same area, but a different perimeter.



- 4) The rectangle below has the dimensions 4×10 . Create a rectangle with the same area, but a different perimeter.



- 5) The rectangle below has the dimensions 3×3 . Create a rectangle with the same area, but a different perimeter.

**Answers**

1. _____

2. _____

3. _____

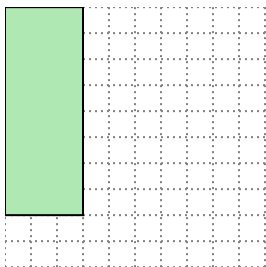
4. _____

5. _____

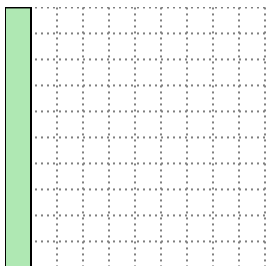


Solve each problem.

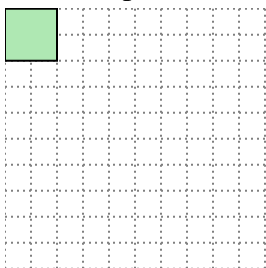
- 1) The rectangle below has the dimensions 3×8 . Create a rectangle with the same area, but a different perimeter.




- 2) The rectangle below has the dimensions 1×10 . Create a rectangle with the same area, but a different perimeter.



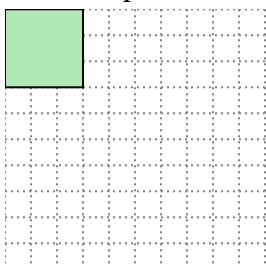
- 3) The rectangle below has the dimensions 2×2 . Create a rectangle with the same area, but a different perimeter.



- 4) The rectangle below has the dimensions 4×10 . Create a rectangle with the same area, but a different perimeter.



- 5) The rectangle below has the dimensions 3×3 . Create a rectangle with the same area, but a different perimeter.

Answers1. 4x62. 2x53. 1x44. 5x85. 1x9