



Solve each problem.

- 1) The rectangle below has the dimensions 2×9 . Create a rectangle with the same area, but a different perimeter.



- 2) The rectangle below has the dimensions 2×8 . Create a rectangle with the same area, but a different perimeter.



- 3) The rectangle below has the dimensions 5×6 . Create a rectangle with the same area, but a different perimeter.



- 4) The rectangle below has the dimensions 5×8 . Create a rectangle with the same area, but a different perimeter.



- 5) The rectangle below has the dimensions 2×4 . Create a rectangle with the same area, but a different perimeter.



Answers

1. _____

2. _____

3. _____


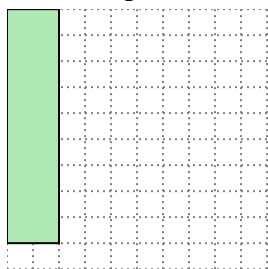
4. _____

5. _____


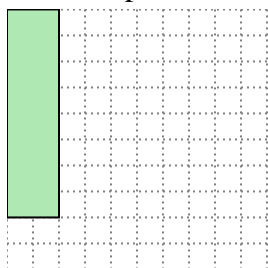


Solve each problem.


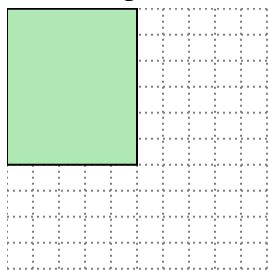
- 1) The rectangle below has the dimensions 2×9 . Create a rectangle with the same area, but a different perimeter.

 3×6


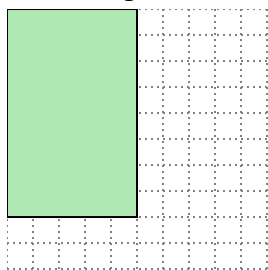
- 2) The rectangle below has the dimensions 2×8 . Create a rectangle with the same area, but a different perimeter.

 4×4


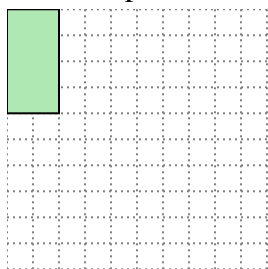
- 3) The rectangle below has the dimensions 5×6 . Create a rectangle with the same area, but a different perimeter.

 3×10

- 4) The rectangle below has the dimensions 5×8 . Create a rectangle with the same area, but a different perimeter.

 4×10

- 5) The rectangle below has the dimensions 2×4 . Create a rectangle with the same area, but a different perimeter.

 1×8 Answers1. 3×6 2. 4×4 3. 3×10 4. 4×10 5. 1×8