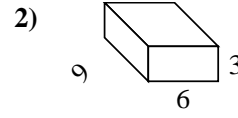
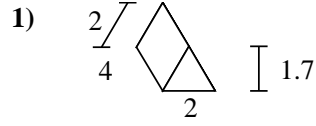
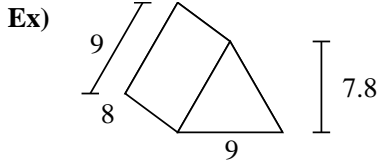




Find the surface area of each figure. Units are in cm (not to scale).



Answers

Ex. 286.2 cm²

1. _____

2. _____

3. _____

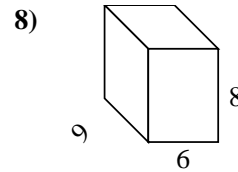
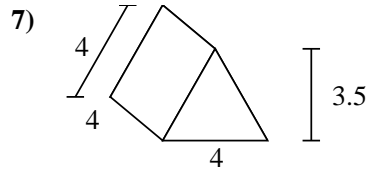
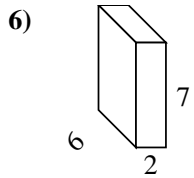
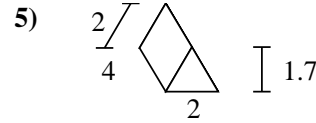
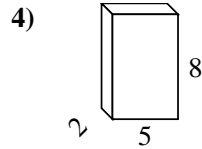
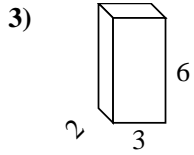
4. _____

5. _____

6. _____

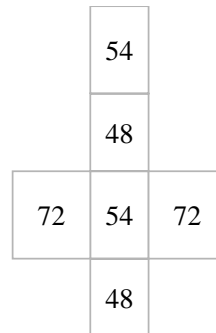
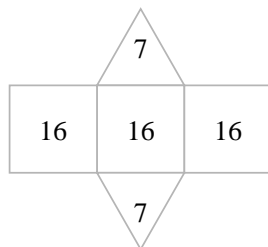
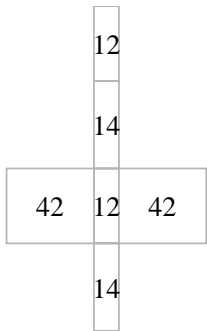
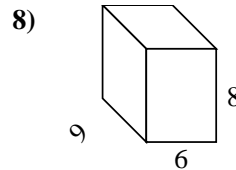
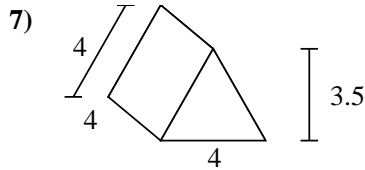
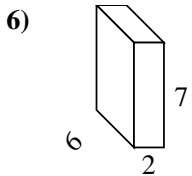
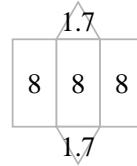
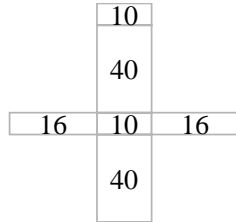
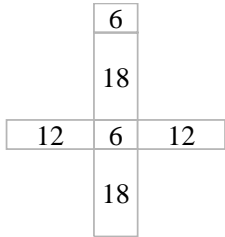
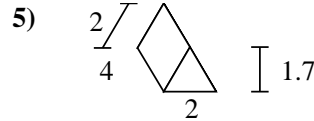
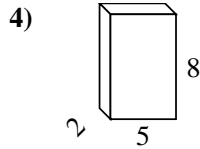
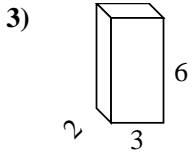
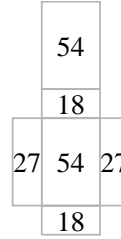
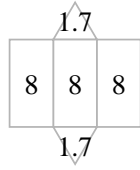
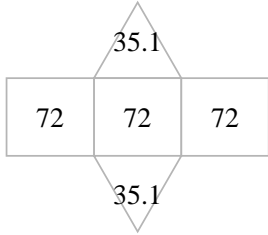
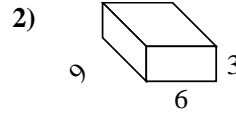
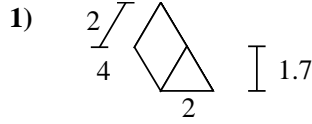
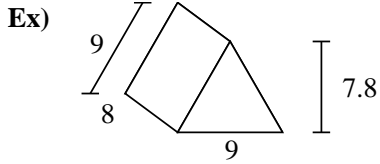
7. _____

8. _____





Find the surface area of each figure. Units are in cm (not to scale).



Answers

Ex. **286.2 cm²**

1. **27.4 cm²**

2. **198 cm²**

3. **72 cm²**

4. **132 cm²**

5. **27.4 cm²**

6. **136 cm²**

7. **62 cm²**

8. **348 cm²**