



Determine which letter best represents the weight.

Ounce (oz)

An ounce is about the weight of a slice of bread.



Pound (lb)

A pound is about the weight of a can of vegetables.



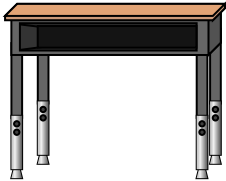
Remember:

There are 16 ounces in 1 pound.

Answers

1. _____
2. _____
3. _____
4. _____
5. _____
6. _____
7. _____
8. _____
9. _____

1)



Desk

- A. 30 pounds
- B. 11 ounces
- C. 1 ounce
- D. 660 pounds

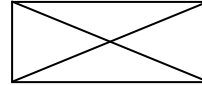
2)



Weight Set

- A. 7 ounces
- B. 10 pounds
- C. 200 pounds
- D. 250 ounces


3)



Envelope

- A. 24 ounces
- B. 440 pounds
- C. 11 pounds
- D. 1 ounce

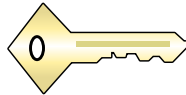
4)



Elephant

- A. 11000 pounds
- B. 4000 ounces
- C. 300 pounds
- D. 15 ounces

5)



Key

- A. 220 pounds
- B. 2 pounds
- C. 4 ounces
- D. 16 ounces


6)



Wrist Watch

- A. 16 ounces
- B. 2 pounds
- C. 12 pounds
- D. 3 ounces

7)



2 Liter of Soda

- A. 4 ounces
- B. 4 pounds
- C. 0.11 ounces
- D. 2 ounces

8)



Recliner

- A. 3 ounces
- B. 2 pounds
- C. 70 pounds
- D. 5 ounces

9)



Stove

- A. 130 pounds
- B. 30 pounds
- C. 160 ounces
- D. 16 ounces




Determine which letter best represents the weight.

Ounce (oz)

Pound (lb)

An ounce is about the weight of a slice of bread.

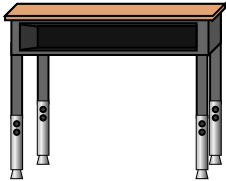
A pound is about the weight of a can of vegetables.



Remember:

There are 16 ounces in 1 pound.

1)



Desk

- A. 30 pounds
- B. 11 ounces
- C. 1 ounce
- D. 660 pounds

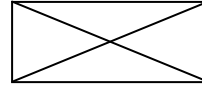
2)



Weight Set

- A. 7 ounces
- B. 10 pounds
- C. 200 pounds
- D. 250 ounces


3)



Envelope

- A. 24 ounces
- B. 440 pounds
- C. 11 pounds
- D. 1 ounce

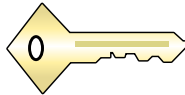
4)



Elephant

- A. 11000 pounds
- B. 4000 ounces
- C. 300 pounds
- D. 15 ounces

5)



Key

- A. 220 pounds
- B. 2 pounds
- C. 4 ounces
- D. 16 ounces


6)



Wrist Watch

- A. 16 ounces
- B. 2 pounds
- C. 12 pounds
- D. 3 ounces

7)



2 Liter of Soda

- A. 4 ounces
- B. 4 pounds
- C. 0.11 ounces
- D. 2 ounces

8)



Recliner

- A. 3 ounces
- B. 2 pounds
- C. 70 pounds
- D. 5 ounces

9)



Stove

- A. 130 pounds
- B. 30 pounds
- C. 160 ounces
- D. 16 ounces

Answers

- 1. **A**
- 2. **C**
- 3. **D**
- 4. **A**
- 5. **C**
- 6. **D**
- 7. **B**
- 8. **C**
- 9. **A**