

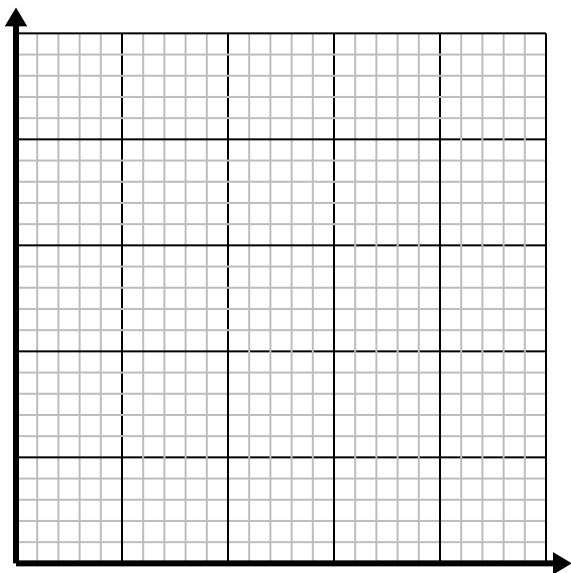


**Solve each problem.**

- 1) For every lawn mowed \$3 are earned.

Create a table showing the money earned for mowing up to 5 lawns, then plot the values on the coordinate plane.

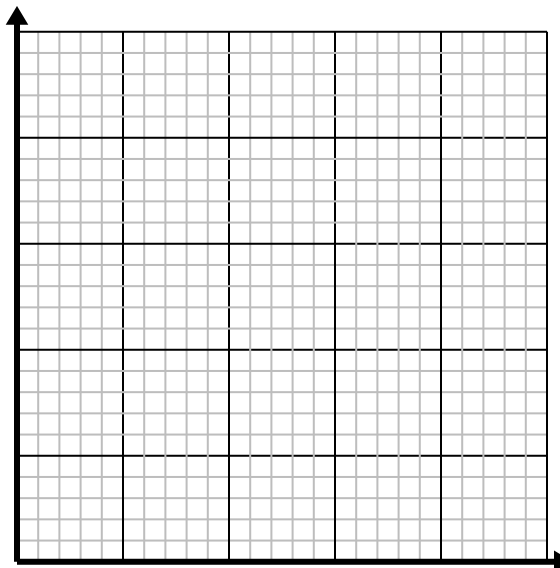
|  |  |  |  |  |  |
|--|--|--|--|--|--|
|  |  |  |  |  |  |
|  |  |  |  |  |  |



- 2) For every cup of flour 5 batches of cookies can be made.

Create a table showing the batches of cookies that can be made with up to 5 cups of flour, then plot the values on the coordinate plane.

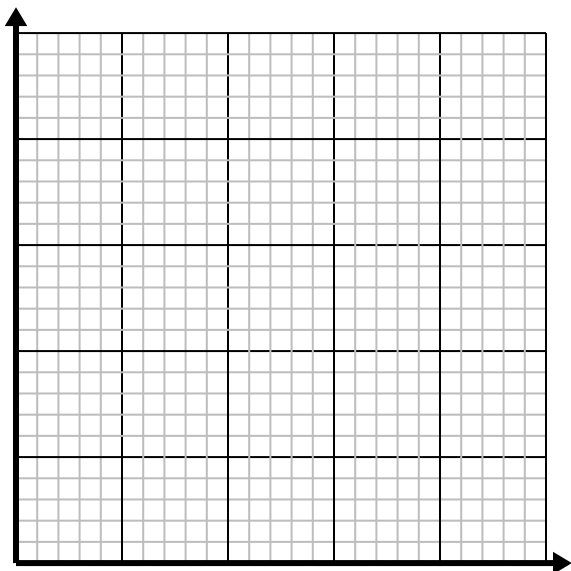
|  |  |  |  |  |  |
|--|--|--|--|--|--|
|  |  |  |  |  |  |
|  |  |  |  |  |  |



- 3) Every pound of meat costs \$6.66.

Create a table showing the price for up to 5 pounds of meat, then plot the values on the coordinate plane.

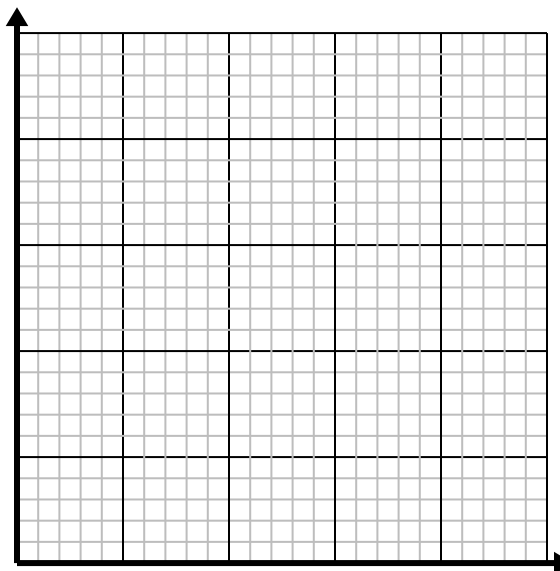
|  |  |  |  |  |  |
|--|--|--|--|--|--|
|  |  |  |  |  |  |
|  |  |  |  |  |  |



- 4) Every glass of lemonade requires 3 lemons.

Create a table showing the glasses of lemonade made using up to 5 lemons, then plot the values on the coordinate plane.

|  |  |  |  |  |  |
|--|--|--|--|--|--|
|  |  |  |  |  |  |
|  |  |  |  |  |  |



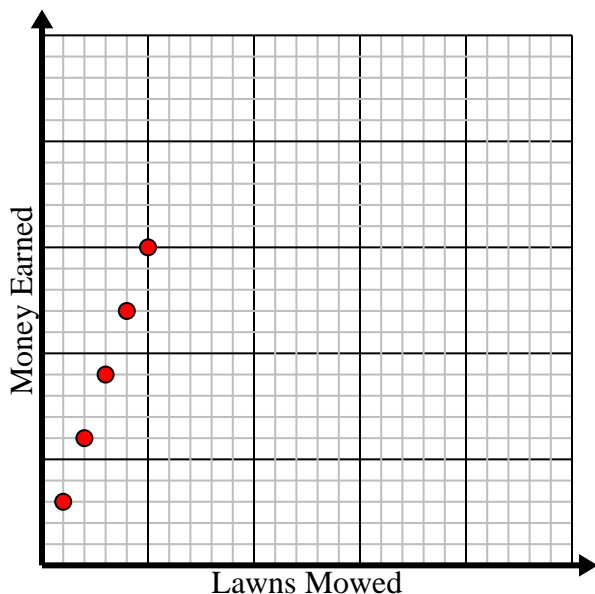


Solve each problem.

- 1) For every lawn mowed \$3 are earned.

Create a table showing the money earned for mowing up to 5 lawns, then plot the values on the coordinate plane.

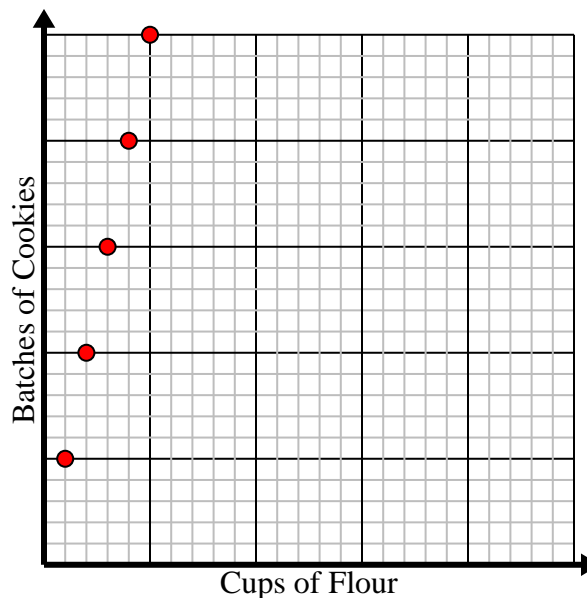
|              |   |   |   |    |    |
|--------------|---|---|---|----|----|
| Lawns Mowed  | 1 | 2 | 3 | 4  | 5  |
| Money Earned | 3 | 6 | 9 | 12 | 15 |



- 2) For every cup of flour 5 batches of cookies can be made.

Create a table showing the batches of cookies that can be made with up to 5 cups of flour, then plot the values on the coordinate plane.

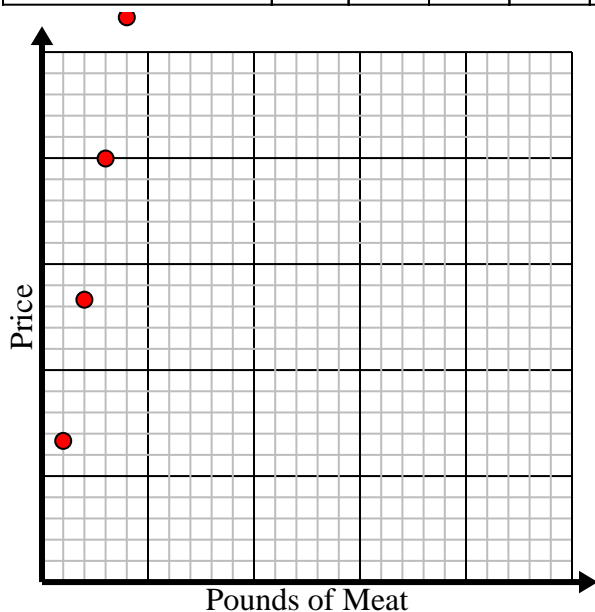
|                    |   |    |    |    |    |
|--------------------|---|----|----|----|----|
| Cups of Flour      | 1 | 2  | 3  | 4  | 5  |
| Batches of Cookies | 5 | 10 | 15 | 20 | 25 |



- 3) Every pound of meat costs \$6.66.

Create a table showing the price for up to 5 pounds of meat, then plot the values on the coordinate plane.

|                |      |       |       |       |      |
|----------------|------|-------|-------|-------|------|
| Pounds of Meat | 1    | 2     | 3     | 4     | 5    |
| Price          | 6.66 | 13.32 | 19.98 | 26.64 | 33.3 |



- 4) Every glass of lemonade requires 3 lemons.

Create a table showing the glasses of lemonade made using up to 5 lemons, then plot the values on the coordinate plane.

|             |   |   |   |    |    |
|-------------|---|---|---|----|----|
| Glasses     | 1 | 2 | 3 | 4  | 5  |
| Lemons Used | 3 | 6 | 9 | 12 | 15 |

