



Solve each problem.

Use the graphic to the right to find the following (if possible):

1) A Line _____

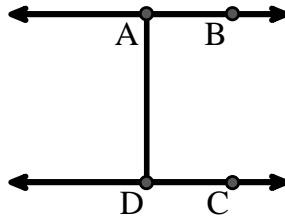
2) Parallel Lines _____

3) Perpendicular Lines _____

4) A Segment _____

5) Intersecting Lines _____

6) A Ray _____



Answers

1. _____

2. _____

3. _____

4. _____

5. _____

6. _____

7. _____

8. _____

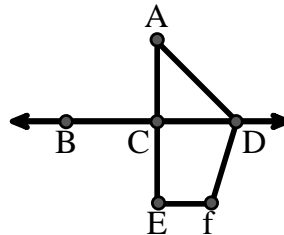
Use the graphic to the right to find the following (if possible):

7) Acute Angle _____

8) Straight Angle _____

9) Obtuse Angle _____

10) Right Angle _____



9. _____

10. _____

11. graph

12. graph

13. graph

14. graph

15. graph

Use the dot matrix to draw the following:

11) Segment \overline{AC}

12) Straight Angle $\angle ABC$

13) Segment \overleftrightarrow{BD} perpendicular to \overline{BC}

14) Segment \overleftrightarrow{CE} parallel to segment \overline{BD}

15) Line \overleftrightarrow{FG} parallel to angle $\angle ABC$





Solve each problem.

Use the graphic to the right to find the following (if possible):

1) A Line $\overleftrightarrow{AB}, \overleftrightarrow{CD}$

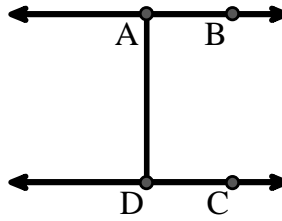
2) Parallel Lines $(\overleftrightarrow{A} \& \overleftrightarrow{B}), (\overleftrightarrow{C} \& \overleftrightarrow{D}), (\overleftrightarrow{A} \& \overleftrightarrow{D})$

3) Perpendicular Lines _____

4) A Segment $\overline{AB}, \overline{CD}, \overline{AD}$

5) Intersecting Lines _____

6) A Ray $\overrightarrow{AB}, \overrightarrow{BA}, \overrightarrow{DC}, \overrightarrow{CD}$



Answers

1. \overleftrightarrow{AB}

2. $(\overleftrightarrow{A} \& \overleftrightarrow{B})$

3. none

4. \overline{AB}

5. none

6. \overrightarrow{AB}

7. $\angle CAD$

8. $\angle BCD$

9. $\angle ADF$

10. $\angle ACD$

11. graph

12. graph

13. graph

14. graph

15. graph

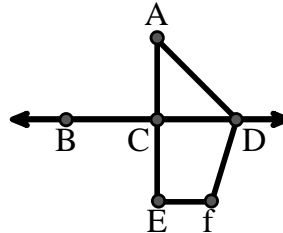
Use the graphic to the right to find the following (if possible):

7) Acute Angle $\angle CAD$

8) Straight Angle $\angle BCD, \angle ACE$

9) Obtuse Angle $\angle ADF, \angle DFE$

10) Right Angle $\angle ACD, \angle CEF, \angle DCE$



Use the dot matrix to draw the following:

11) Segment \overline{AC}

12) Straight Angle $\angle ABC$

13) Segment \overleftrightarrow{BD} perpendicular to \overline{BC}

14) Segment \overleftrightarrow{CE} parallel to segment \overline{BD}

15) Line \overleftrightarrow{FG} parallel to angle $\angle ABC$

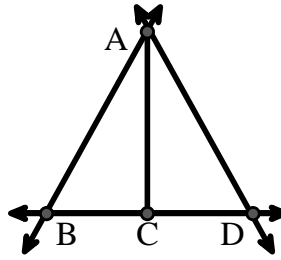




Solve each problem.

Use the graphic to the right to find the following (if possible):

- 1) A Line _____
- 2) A Segment _____
- 3) A Ray _____
- 4) Perpendicular Lines _____
- 5) Intersecting Lines _____
- 6) Parallel Lines _____

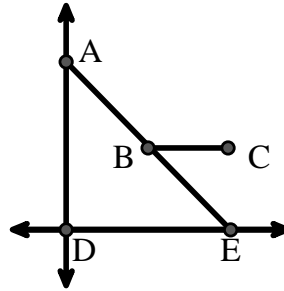


Answers

- 1. _____
- 2. _____
- 3. _____
- 4. _____
- 5. _____
- 6. _____
- 7. _____
- 8. _____

Use the graphic to the right to find the following (if possible):


- 7) Right Angle _____
- 8) Acute Angle _____
- 9) Obtuse Angle _____
- 10) Straight Angle _____



- 9. _____
- 10. _____
- 11. graph
- 12. graph
- 13. graph
- 14. graph
- 15. graph

Use the dot matrix to draw the following:

- 11) Line \overleftrightarrow{AB}
- 12) Line \overleftrightarrow{CD} parallel to line \overleftrightarrow{AB}
- 13) Ray \overrightarrow{CE} perpendicular to line \overleftrightarrow{AB}
- 14) Segment \overline{EF} intersecting line \overleftrightarrow{AB}
- 15) Angle $\angle ABZ$

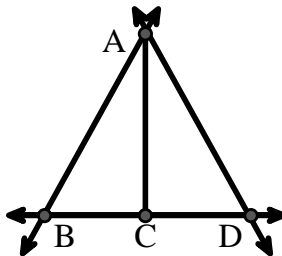




Solve each problem.

Use the graphic to the right to find the following (if possible):

- 1) A Line $\overleftrightarrow{AB}, \overleftrightarrow{AD}, \overleftrightarrow{BD}$
- 2) A Segment $\overline{AB}, \overline{AD}, \overline{BC}, \overline{CD}$
- 3) A Ray $\overrightarrow{AB}, \overrightarrow{BA}, \overrightarrow{AD}, \overrightarrow{DA}, \overrightarrow{CB}, \overrightarrow{CD}$
- 4) Perpendicular Lines _____
- 5) Intersecting Lines $(\overleftrightarrow{AB} \ \& \ \overleftrightarrow{BD}), (\overleftrightarrow{AD} \ \& \ \overleftrightarrow{BD})$
- 6) Parallel Lines $(\overleftrightarrow{A} \ \& \ \overleftrightarrow{B}), (\overleftrightarrow{A} \ \& \ \overleftrightarrow{D}), (\overleftrightarrow{B} \ \& \ \overleftrightarrow{C}), (\overleftrightarrow{C} \ \& \ \overleftrightarrow{D})$

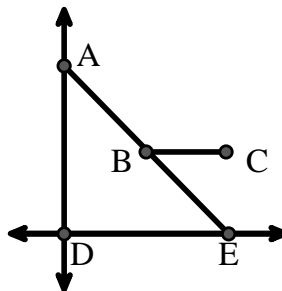


Answers

1. \overleftrightarrow{AB}
2. \overline{AB}
3. \overrightarrow{AB}
4. none
5. $(\overleftrightarrow{AB} \ \& \ \overleftrightarrow{BD})$
6. $(\overleftrightarrow{A} \ \& \ \overleftrightarrow{B})$
7. $\angle ADE$
8. $\angle AED$
9. $\angle ABC$
10. $\angle ABE$
11. graph
12. graph
13. graph
14. graph
15. graph


Use the graphic to the right to find the following (if possible):

- 7) Right Angle $\angle ADE$
- 8) Acute Angle $\angle AED, \angle EAD, \angle EBC$
- 9) Obtuse Angle $\angle ABC$
- 10) Straight Angle $\angle ABE$



Use the dot matrix to draw the following:

- 11) Line \overleftrightarrow{AB}
- 12) Line \overleftrightarrow{CD} parallel to line \overleftrightarrow{AB}
- 13) Ray \overrightarrow{CE} perpendicular to line \overleftrightarrow{AB}
- 14) Segment \overline{EF} intersecting line \overleftrightarrow{AB}
- 15) Angle $\angle ABZ$





Solve each problem.

Use the graphic to the right to find the following (if possible):

1) Parallel Lines _____

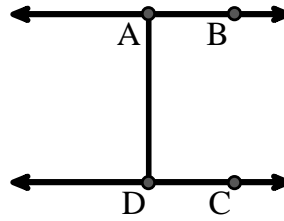
2) Perpendicular Lines _____

3) A Ray _____

4) Intersecting Lines _____

5) A Line _____

6) A Segment _____



Answers

1. _____

2. _____

3. _____

4. _____

5. _____

6. _____

7. _____

8. _____

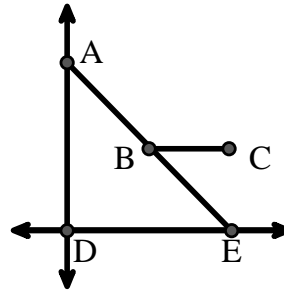
Use the graphic to the right to find the following (if possible):

7) Acute Angle _____

8) Obtuse Angle _____

9) Straight Angle _____

10) Right Angle _____



9. _____

10. _____

11. graph

12. graph

13. graph

14. graph

15. graph

Use the dot matrix to draw the following:


11) Segment \overline{AC}

12) Straight Angle $\angle ABC$

13) Segment \overleftrightarrow{BD} perpendicular to \overline{BC}

14) Segment \overleftrightarrow{CE} parallel to segment \overline{BD}

15) Line \overleftrightarrow{FG} parallel to angle $\angle ABC$





Solve each problem.

Use the graphic to the right to find the following (if possible):

1) Parallel Lines $(\vec{A} \& \vec{B}), (\vec{C} \& \vec{D}), (\vec{A} \& \vec{D})$

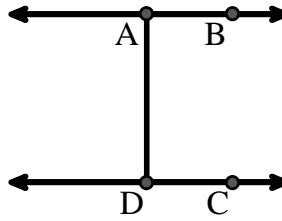
2) Perpendicular Lines _____

3) A Ray $\vec{AB}, \vec{BA}, \vec{DC}, \vec{CD}$

4) Intersecting Lines _____

5) A Line \vec{AB}, \vec{CD}

6) A Segment $\overline{AB}, \overline{CD}, \overline{AD}$



Answers

1. $(\vec{A} \& \vec{B})$

2. none

3. \vec{AB}

4. none

5. \vec{AB}

6. \overline{AB}

7. $\angle AED$

8. $\angle ABC$

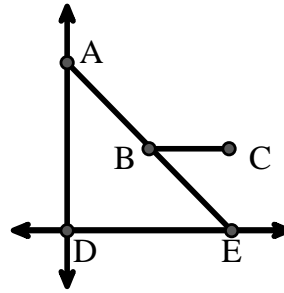
Use the graphic to the right to find the following (if possible):

7) Acute Angle $\angle AED, \angle EAD, \angle EBC$

8) Obtuse Angle $\angle ABC$

9) Straight Angle $\angle ABE$

10) Right Angle $\angle ADE$



9. $\angle ABE$

10. $\angle ADE$

11. graph

12. graph

13. graph

14. graph

15. graph

Use the dot matrix to draw the following:

11) Segment \overline{AC}

12) Straight Angle $\angle ABC$

13) Segment \vec{BD} perpendicular to \overline{BC}

14) Segment \vec{CE} parallel to segment \overline{BD}

15) Line \vec{FG} parallel to angle $\angle ABC$





Solve each problem.

Use the graphic to the right to find the following (if possible):

1) Parallel Lines _____

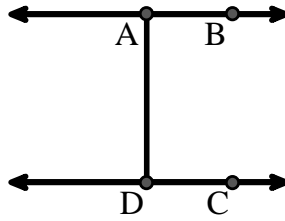
2) Intersecting Lines _____

3) Perpendicular Lines _____

4) A Segment _____

5) A Line _____

6) A Ray _____



Answers

1. _____

2. _____

3. _____

4. _____

5. _____

6. _____

7. _____

8. _____

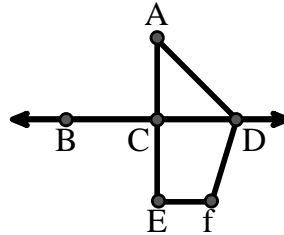
Use the graphic to the right to find the following (if possible):

7) Acute Angle _____

8) Right Angle _____

9) Straight Angle _____

10) Obtuse Angle _____



9. _____

10. _____

11. graph

12. graph

13. graph

14. graph

15. graph

Use the dot matrix to draw the following:

11) Line \overleftrightarrow{AC}

12) Segment \overline{AB}

13) Angle $\angle ABD$

14) Line \overleftrightarrow{EF} parallel to line \overleftrightarrow{AC}

15) Segment \overline{EG} perpendicular to \overleftrightarrow{EF}





Solve each problem.

Use the graphic to the right to find the following (if possible):

1) Parallel Lines $(\vec{A} \& \vec{B}), (\vec{C} \& \vec{D}), (\vec{A} \& \vec{D})$

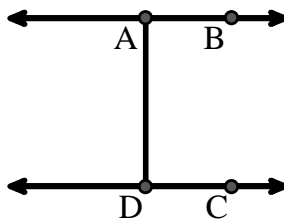
2) Intersecting Lines _____

3) Perpendicular Lines _____

4) A Segment $\overline{AB}, \overline{CD}, \overline{AD}$

5) A Line \vec{AB}, \vec{CD}

6) A Ray $\vec{AB}, \vec{BA}, \vec{DC}, \vec{CD}$



Answers

1. $(\vec{A} \& \vec{B})$

2. none

3. none

4. \overline{AB}

5. \vec{AB}

6. \vec{AB}

7. $\angle CAD$

8. $\angle ACD$

9. $\angle BCD$

10. $\angle ADF$

11. graph

12. graph

13. graph

14. graph

15. graph

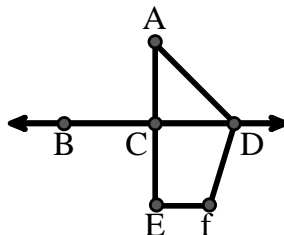
Use the graphic to the right to find the following (if possible):

7) Acute Angle $\angle CAD$

8) Right Angle $\angle ACD, \angle CEF, \angle DCE$

9) Straight Angle $\angle BCD, \angle ACE$

10) Obtuse Angle $\angle ADF, \angle DFE$



Use the dot matrix to draw the following:


11) Line \vec{AC}

12) Segment \overline{AB}

13) Angle $\angle ABD$

14) Line \vec{EF} parallel to line \vec{AC}

15) Segment \overline{EG} perpendicular to \vec{EF}

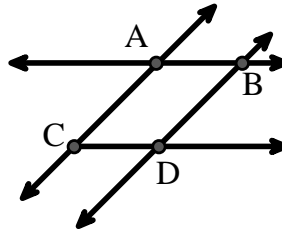




Solve each problem.

Use the graphic to the right to find the following (if possible):

- 1) A Line _____
- 2) Perpendicular Lines _____
- 3) A Ray _____
- 4) Parallel Lines _____
- 5) Intersecting Lines _____
- 6) A Segment _____

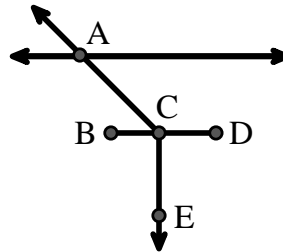


Answers

- 1. _____
- 2. _____
- 3. _____
- 4. _____
- 5. _____
- 6. _____
- 7. _____
- 8. _____

Use the graphic to the right to find the following (if possible):

- 7) Acute Angle _____
- 8) Straight Angle _____
- 9) Obtuse Angle _____
- 10) Right Angle _____



- 9. _____
- 10. _____
- 11. graph
- 12. graph
- 13. graph
- 14. graph
- 15. graph

Use the dot matrix to draw the following:

- 11) Ray \vec{AB}
- 12) Ray \vec{AC} perpendicular to ray \vec{AB}
- 13) line \vec{DE} intersecting ray \vec{AC}
- 14) Segment \vec{EF} perpendicular to ray \vec{AB}
- 15) Angle $\angle EFG$

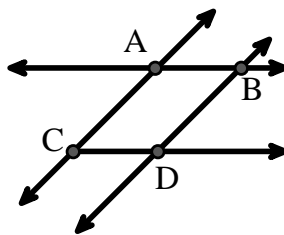




Solve each problem.

Use the graphic to the right to find the following (if possible):

- 1) A Line $\overleftrightarrow{AC}, \overleftrightarrow{AB}, \overleftrightarrow{BD}$
- 2) Perpendicular Lines _____
- 3) A Ray $\overrightarrow{AB}, \overrightarrow{AC}, \overrightarrow{BA}, \overrightarrow{BD}, \overrightarrow{CA}, \overrightarrow{CD}, \overrightarrow{DB}$
- 4) Parallel Lines $(\overleftrightarrow{A} \& \overleftrightarrow{B}), (\overleftrightarrow{A} \& \overleftrightarrow{C}), (\overleftrightarrow{B} \& \overleftrightarrow{D}), (\overleftrightarrow{C} \& \overleftrightarrow{D})$
- 5) Intersecting Lines $(\overleftrightarrow{AB} \& \overleftrightarrow{AC}), (\overleftrightarrow{AB} \& \overleftrightarrow{BD})$
- 6) A Segment $\overline{AB}, \overline{AC}, \overline{BD}, \overline{CD}$

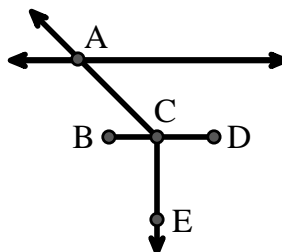


Answers

1. \overleftrightarrow{AC}
2. none
3. \overrightarrow{AB}
4. $(\overleftrightarrow{A} \& \overleftrightarrow{B})$
5. $(\overleftrightarrow{AB} \& \overleftrightarrow{AC})$
6. \overline{AB}
7. $\angle ACB$
8. $\angle BCD$
9. $\angle ACD$
10. $\angle BCE$
11. graph
12. graph
13. graph
14. graph
15. graph


Use the graphic to the right to find the following (if possible):

- 7) Acute Angle $\angle ACB$
- 8) Straight Angle $\angle BCD$
- 9) Obtuse Angle $\angle ACD$
- 10) Right Angle $\angle BCE, \angle DCE$



Use the dot matrix to draw the following:

- 11) Ray \overrightarrow{AB}
- 12) Ray \overrightarrow{AC} perpendicular to ray \overrightarrow{AB}
- 13) line \overleftrightarrow{DE} intersecting ray \overrightarrow{AC}
- 14) Segment \overline{EF} perpendicular to ray \overrightarrow{AB}
- 15) Angle $\angle EFG$

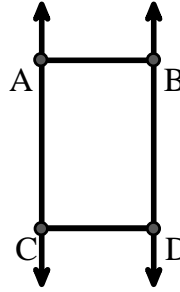




Solve each problem.

Use the graphic to the right to find the following (if possible):

- 1) Parallel Lines _____
- 2) A Segment _____
- 3) A Ray _____
- 4) Intersecting Lines _____
- 5) A Line _____
- 6) Perpendicular Lines _____

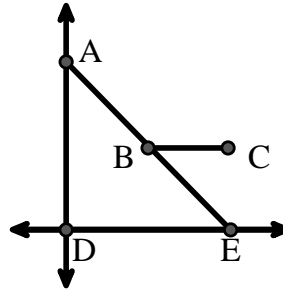


Answers

1. _____
2. _____
3. _____
4. _____
5. _____
6. _____
7. _____
8. _____

Use the graphic to the right to find the following (if possible):

- 7) Acute Angle _____
- 8) Straight Angle _____
- 9) Right Angle _____
- 10) Obtuse Angle _____



9. _____
10. _____
11. graph
12. graph
13. graph
14. graph
15. graph

Use the dot matrix to draw the following:

- 11) Line \overleftrightarrow{AC}
- 12) Segment \overline{AB}
- 13) Angle $\angle ABD$
- 14) Line \overleftrightarrow{EF} parallel to line \overleftrightarrow{AC}
- 15) Segment \overline{EG} perpendicular to \overleftrightarrow{EF}





Solve each problem.

Use the graphic to the right to find the following (if possible):

1) Parallel Lines $(\vec{A} \& \vec{B}), (\vec{A} \& \vec{C}), (\vec{B} \& \vec{D}), (\vec{C} \& \vec{D})$

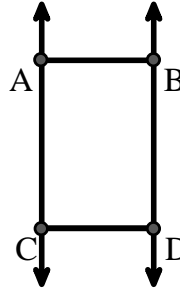
2) A Segment $\overline{AB}, \overline{AC}, \overline{BD}, \overline{CD}$

3) A Ray $\vec{AC}, \vec{BD}, \vec{CA}, \vec{DB}$

4) Intersecting Lines _____

5) A Line $\leftrightarrow AC, \leftrightarrow BD$

6) Perpendicular Lines _____



Answers

1. $(\vec{A} \& \vec{B})$

2. \overline{AB}

3. \vec{AC}

4. none

5. $\leftrightarrow AC$

6. none

7. $\angle AED$

8. $\angle ABE$

9. $\angle ADE$

10. $\angle ABC$

11. graph

12. graph

13. graph

14. graph

15. graph

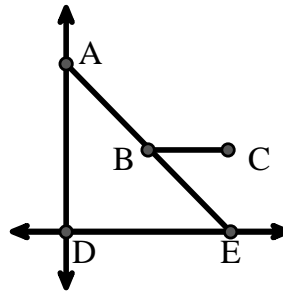
Use the graphic to the right to find the following (if possible):

7) Acute Angle $\angle AED, \angle EAD, \angle EBC$

8) Straight Angle $\angle ABE$

9) Right Angle $\angle ADE$

10) Obtuse Angle $\angle ABC$



Use the dot matrix to draw the following:


11) Line $\leftrightarrow AC$

12) Segment \overline{AB}

13) Angle $\angle ABD$

14) Line $\leftrightarrow EF$ parallel to line $\leftrightarrow AC$

15) Segment \overline{EG} perpendicular to $\leftrightarrow EF$

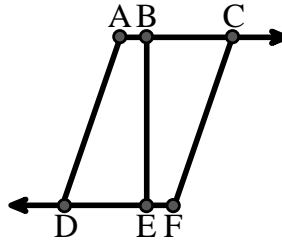




Solve each problem.

Use the graphic to the right to find the following (if possible):

- 1) A Segment _____
- 2) A Line _____
- 3) Intersecting Lines _____
- 4) Parallel Lines _____
- 5) A Ray _____
- 6) Perpendicular Lines _____

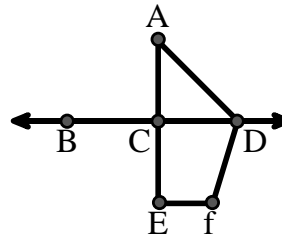


Answers

- 1. _____
- 2. _____
- 3. _____
- 4. _____
- 5. _____
- 6. _____
- 7. _____
- 8. _____
- 9. _____
- 10. _____

Use the graphic to the right to find the following (if possible):

- 7) Obtuse Angle _____
- 8) Straight Angle _____
- 9) Right Angle _____
- 10) Acute Angle _____



- 11. graph
- 12. graph
- 13. graph
- 14. graph
- 15. graph

Use the dot matrix to draw the following:

- 11) Segment \overline{AC}
- 12) Straight Angle $\angle ABC$
- 13) Segment \overleftrightarrow{BD} perpendicular to \overline{BC}
- 14) Segment \overleftrightarrow{CE} parallel to segment \overline{BD}
- 15) Line \overleftrightarrow{FG} parallel to angle $\angle ABC$

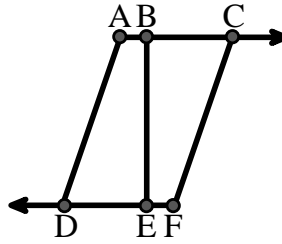




Solve each problem.

Use the graphic to the right to find the following (if possible):

- 1) A Segment $\overline{AB}, \overline{BC}, \overline{AD}, \overline{BE}, \overline{CF}, \overline{DE}, \overline{EF}$
- 2) A Line _____
- 3) Intersecting Lines _____
- 4) Parallel Lines $(\vec{A} \& \vec{B}), (\vec{B} \& \vec{C}), (\vec{A} \& \vec{D}), (\vec{B} \& \vec{E}), (\vec{C} \& \vec{F}), (\vec{D} \& \vec{E}), (\vec{E} \& \vec{F})$
- 5) A Ray $\vec{AC}, \vec{BC}, \vec{FD}, \vec{ED}$
- 6) Perpendicular Lines _____

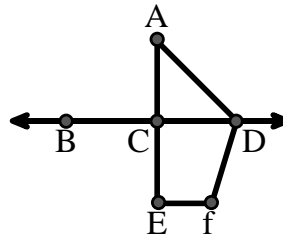


Answers

1. \overline{AB}
2. none
3. none
4. $(\vec{A} \& \vec{B})$
5. \vec{AC}
6. none
7. $\angle ADF$
8. $\angle BCD$
9. $\angle ACD$
10. $\angle CAD$
11. graph
12. graph
13. graph
14. graph
15. graph


Use the graphic to the right to find the following (if possible):

- 7) Obtuse Angle $\angle ADF, \angle DFE$
- 8) Straight Angle $\angle BCD, \angle ACE$
- 9) Right Angle $\angle ACD, \angle CEF, \angle DCE$
- 10) Acute Angle $\angle CAD$



Use the dot matrix to draw the following:

- 11) Segment \overline{AC}
- 12) Straight Angle $\angle ABC$
- 13) Segment \overleftrightarrow{BD} perpendicular to \overline{BC}
- 14) Segment \overleftrightarrow{CE} parallel to segment \overline{BD}
- 15) Line \overleftrightarrow{FG} parallel to angle $\angle ABC$





Solve each problem.

Use the graphic to the right to find the following (if possible):

1) Intersecting Lines _____

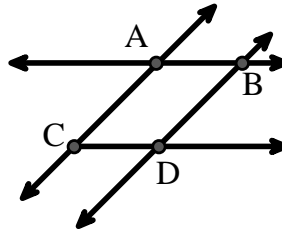
2) Parallel Lines _____

3) A Line _____

4) Perpendicular Lines _____

5) A Ray _____

6) A Segment _____



Answers

1. _____

2. _____

3. _____

4. _____

5. _____

6. _____

7. _____

8. _____

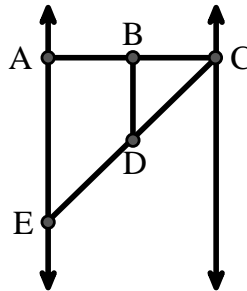
Use the graphic to the right to find the following (if possible):

7) Right Angle _____

8) Acute Angle _____

9) Straight Angle _____

10) Obtuse Angle _____



9. _____

10. _____

11. graph

12. graph

13. graph

14. graph

15. graph

Use the dot matrix to draw the following:

11) Line \overleftrightarrow{AC}

12) Segment \overline{AB}

13) Angle $\angle ABD$

14) Line \overleftrightarrow{EF} parallel to line \overleftrightarrow{AC}

15) Segment \overline{EG} perpendicular to \overleftrightarrow{EF}





Solve each problem.

Use the graphic to the right to find the following (if possible):

1) Intersecting Lines $(\vec{AB} \ \& \ \vec{AC}), (\vec{AB} \ \& \ \vec{BD})$

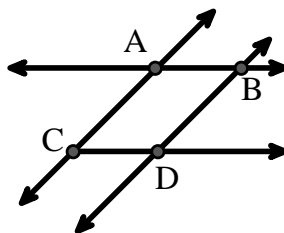
2) Parallel Lines $(\vec{A} \ \& \ \vec{B}), (\vec{A} \ \& \ \vec{C}), (\vec{B} \ \& \ \vec{D}), (\vec{C} \ \& \ \vec{D})$

3) A Line $\vec{AC}, \vec{AB}, \vec{BD}$

4) Perpendicular Lines _____

5) A Ray $\vec{AB}, \vec{AC}, \vec{BA}, \vec{BD}, \vec{CA}, \vec{CD}, \vec{DB}$

6) A Segment $\overline{AB}, \overline{AC}, \overline{BD}, \overline{CD}$



Answers

1. $(\vec{AB} \ \& \ \vec{AC})$

2. $(\vec{A} \ \& \ \vec{B})$

3. \vec{AC}

4. none

5. \vec{AB}

6. \overline{AB}

7. $\angle BAE$

8. $\angle BCD$

9. $\angle ABC$

10. $\angle BDE$

11. graph

12. graph

13. graph

14. graph

15. graph

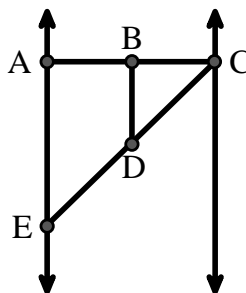
Use the graphic to the right to find the following (if possible):

7) Right Angle $\angle BAE, \angle ABD, \angle CBD$

8) Acute Angle $\angle BCD, \angle AED, \angle BDC$

9) Straight Angle $\angle ABC, \angle CDE$

10) Obtuse Angle $\angle BDE$



Use the dot matrix to draw the following:

11) Line \vec{AC}

12) Segment \overline{AB}

13) Angle $\angle ABD$

14) Line \vec{EF} parallel to line \vec{AC}

15) Segment \overline{EG} perpendicular to \vec{EF}





Solve each problem.

Use the graphic to the right to find the following (if possible):

1) Perpendicular Lines _____

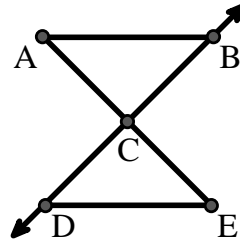
2) A Segment _____

3) Intersecting Lines _____

4) A Line _____

5) A Ray _____

6) Parallel Lines _____



Answers

1. _____

2. _____

3. _____

4. _____

5. _____

6. _____

7. _____

8. _____

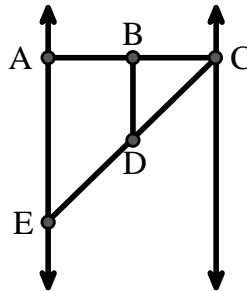
Use the graphic to the right to find the following (if possible):

7) Obtuse Angle _____

8) Straight Angle _____

9) Acute Angle _____

10) Right Angle _____



9. _____

10. _____

11. graph

12. graph

13. graph

14. graph

15. graph

Use the dot matrix to draw the following:

11) Segment \overline{AC}

12) Straight Angle $\angle ABC$

13) Segment \overleftrightarrow{BD} perpendicular to \overline{BC}

14) Segment \overleftrightarrow{CE} parallel to segment \overline{BD}

15) Line \overleftrightarrow{FG} parallel to angle $\angle ABC$





Solve each problem.

Use the graphic to the right to find the following (if possible):

1) Perpendicular Lines _____

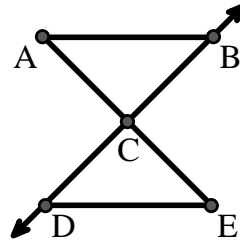
2) A Segment \overline{AB} , \overline{AC} , \overline{BC} , \overline{CD} , \overline{CE} , \overline{DE}

3) Intersecting Lines _____

4) A Line _____

5) A Ray \overrightarrow{CB} , \overrightarrow{CD}

6) Parallel Lines $(\overleftrightarrow{A} \& \overleftrightarrow{B})$, $(\overleftrightarrow{A} \& \overleftrightarrow{C})$, $(\overleftrightarrow{B} \& \overleftrightarrow{C})$,
 $(\overleftrightarrow{C} \& \overleftrightarrow{D})$, $(\overleftrightarrow{C} \& \overleftrightarrow{E})$, $(\overleftrightarrow{D} \& \overleftrightarrow{E})$



- Answers**
- none
 - \overline{AB}
 - none
 - none
 - \overrightarrow{CB}
 - $(\overleftrightarrow{A} \& \overleftrightarrow{B})$
 - $\angle BDE$
 - $\angle ABC$
 - $\angle BCD$
 - $\angle BAE$
 - graph
 - graph
 - graph
 - graph
 - graph

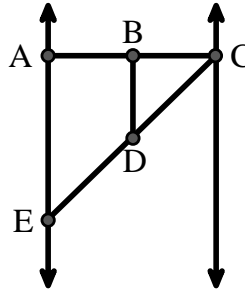
Use the graphic to the right to find the following (if possible):

7) Obtuse Angle $\angle BDE$

8) Straight Angle $\angle ABC$, $\angle CDE$

9) Acute Angle $\angle BCD$, $\angle AED$, $\angle BDC$

10) Right Angle $\angle BAE$, $\angle ABD$, $\angle CBD$



Use the dot matrix to draw the following:

11) Segment \overline{AC}

12) Straight Angle $\angle ABC$

13) Segment \overleftrightarrow{BD} perpendicular to \overline{BC}

14) Segment \overleftrightarrow{CE} parallel to segment \overline{BD}

15) Line \overleftrightarrow{FG} parallel to angle $\angle ABC$





Solve each problem.

Use the graphic to the right to find the following (if possible):

1) Perpendicular Lines _____

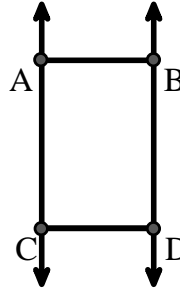
2) A Segment _____

3) A Line _____

4) Parallel Lines _____

5) Intersecting Lines _____

6) A Ray _____



Answers

1. _____

2. _____

3. _____

4. _____

5. _____

6. _____

7. _____

8. _____

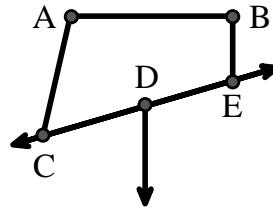
Use the graphic to the right to find the following (if possible):

7) Obtuse Angle _____

8) Right Angle _____

9) Acute Angle _____

10) Straight Angle _____



9. _____

10. _____

11. graph

12. graph

13. graph

14. graph

15. graph

Use the dot matrix to draw the following:

11) Line \overleftrightarrow{AC}

12) Segment \overline{AB}

13) Angle $\angle ABD$

14) Line \overleftrightarrow{EF} parallel to line \overleftrightarrow{AC}

15) Segment \overline{EG} perpendicular to \overleftrightarrow{EF}





Solve each problem.

Use the graphic to the right to find the following (if possible):

1) Perpendicular Lines _____

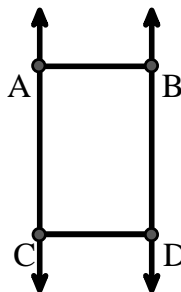
2) A Segment \overline{AB} , \overline{AC} , \overline{BD} , \overline{CD}

3) A Line \overleftrightarrow{AC} , \overleftrightarrow{BD}

4) Parallel Lines $(\vec{A} \ \& \ \vec{B})$, $(\vec{A} \ \& \ \vec{C})$, $(\vec{B} \ \& \ \vec{D})$, $(\vec{C} \ \& \ \vec{D})$

5) Intersecting Lines _____

6) A Ray \vec{AC} , \vec{BD} , \vec{CA} , \vec{DB}



Answers

1. none

2. \overline{AB}

3. \overleftrightarrow{AC}

4. $(\vec{A} \ \& \ \vec{B})$

5. none

6. \vec{AC}

7. $\angle CAB$

8. $\angle ABE$

9. $\angle ACD$

10. $\angle CDE$

11. graph

12. graph

13. graph

14. graph

15. graph

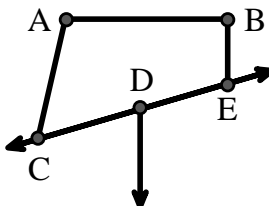
Use the graphic to the right to find the following (if possible):

7) Obtuse Angle $\angle CAB$, $\angle BED$

8) Right Angle $\angle ABE$, $\angle ABD$, $\angle CBD$

9) Acute Angle $\angle ACD$

10) Straight Angle $\angle CDE$



Use the dot matrix to draw the following:

11) Line \overleftrightarrow{AC}

12) Segment \overline{AB}

13) Angle $\angle ABD$

14) Line \overleftrightarrow{EF} parallel to line \overleftrightarrow{AC}

15) Segment \overline{EG} perpendicular to \overleftrightarrow{EF}

