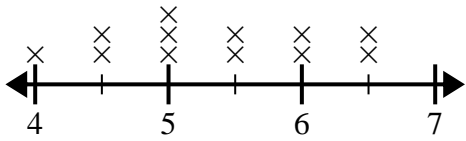




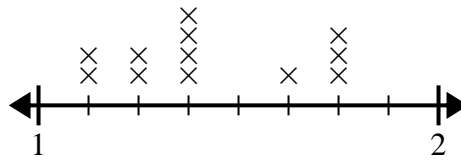
Use the line plots to answer each question.

- 1) The line plot below shows the height (in inches) of different phone brands.



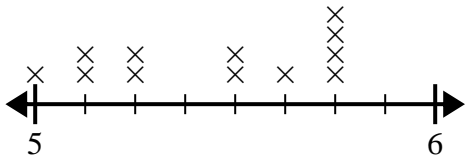
What is the difference in height between the shortest phone and longest phone?

- 2) The line plot below shows the length (in feet) of the girls hair in Mr. Wood's class.



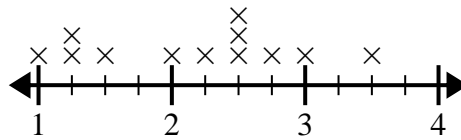
What is the difference in length between the girls with the shortest and longest hair?

- 3) The line plot below shows the distance students lived from the school (in miles).



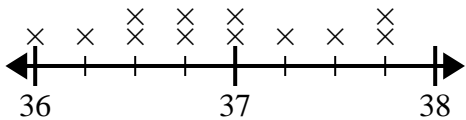
What is the difference in miles between the students who live closest and furthest away?

- 4) The line plot below shows the sizes of different insects (in inches).



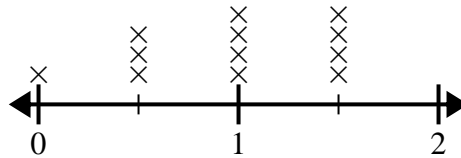
What is the difference in size between the shortest and longest insect?

- 5) The line plot below shows the height of different students (in inches).



What is the difference in inches between the tallest and shortest students?

- 6) The line plot below shows the amount of water (in gallons) students drank in a week.



What is the difference in the lowest amount of water and the highest amount of water students drank?

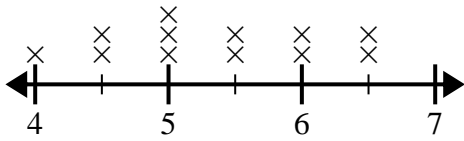
Answers

1. \_\_\_\_\_
2. \_\_\_\_\_
3. \_\_\_\_\_
4. \_\_\_\_\_
5. \_\_\_\_\_
6. \_\_\_\_\_



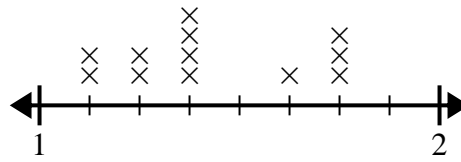
Use the line plots to answer each question.

- 1) The line plot below shows the height (in inches) of different phone brands.



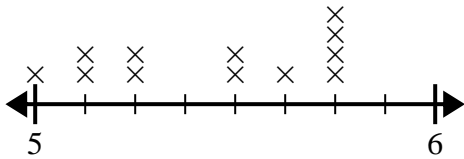
What is the difference in height between the shortest phone and longest phone?

- 2) The line plot below shows the length (in feet) of the girls hair in Mr. Wood's class.



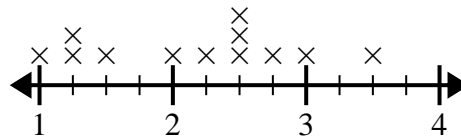
What is the difference in length between the girls with the shortest and longest hair?

- 3) The line plot below shows the distance students lived from the school (in miles).



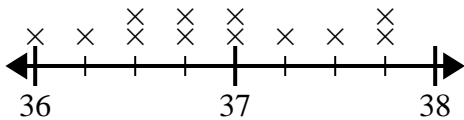
What is the difference in miles between the students who live closest and furthest away?

- 4) The line plot below shows the sizes of different insects (in inches).



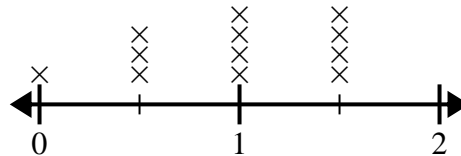
What is the difference in size between the shortest and longest insect?

- 5) The line plot below shows the height of different students (in inches).



What is the difference in inches between the tallest and shortest students?

- 6) The line plot below shows the amount of water (in gallons) students drank in a week.



What is the difference in the lowest amount of water and the highest amount of water students drank?

**Answers**

1. 2 1/2
2. 5/8
3. 6/8
4. 2 2/4
5. 1 3/4
6. 1 1/2