



Solve each problem.

- 1) The rectangle below has the dimensions 4×10 . Create a rectangle with the same area, but a different perimeter.




- 2) The rectangle below has the dimensions 3×3 . Create a rectangle with the same area, but a different perimeter.



- 3) The rectangle below has the dimensions 3×6 . Create a rectangle with the same area, but a different perimeter.



- 4) The rectangle below has the dimensions 2×8 . Create a rectangle with the same area, but a different perimeter.



- 5) The rectangle below has the dimensions 2×4 . Create a rectangle with the same area, but a different perimeter.

**Answers**

1. _____

2. _____

3. _____


4. _____

5. _____



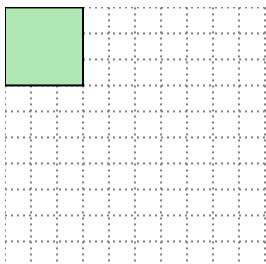
Solve each problem.

- 1) The rectangle below has the dimensions 4×10 . Create a rectangle with the same area, but a different perimeter.



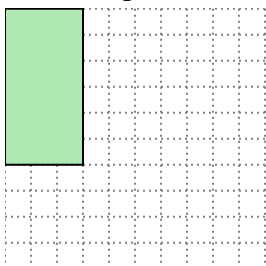
5×8

- 2) The rectangle below has the dimensions 3×3 . Create a rectangle with the same area, but a different perimeter.



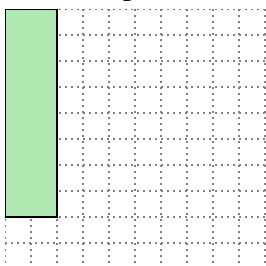
1×9

- 3) The rectangle below has the dimensions 3×6 . Create a rectangle with the same area, but a different perimeter.



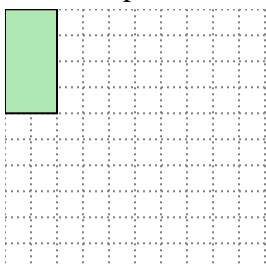
2×9

- 4) The rectangle below has the dimensions 2×8 . Create a rectangle with the same area, but a different perimeter.



4×4

- 5) The rectangle below has the dimensions 2×4 . Create a rectangle with the same area, but a different perimeter.



1×8

Answers

1. 5×8

2. 1×9

3. 2×9

4. 4×4

5. 1×8