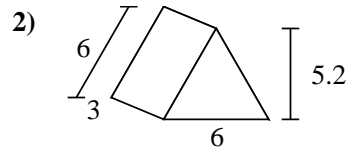
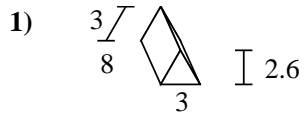
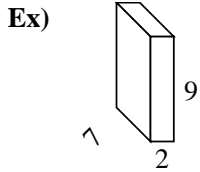




Find the surface area of each figure. Units are in cm (not to scale).



**Answers**

Ex. 190 cm<sup>2</sup>

1. \_\_\_\_\_

2. \_\_\_\_\_

3. \_\_\_\_\_

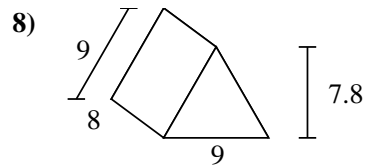
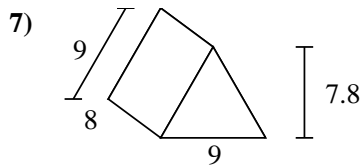
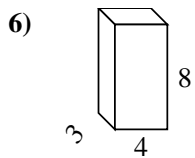
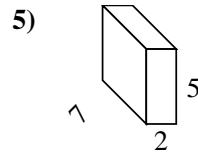
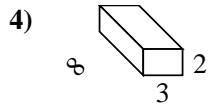
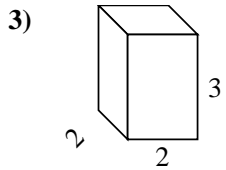
4. \_\_\_\_\_

5. \_\_\_\_\_

6. \_\_\_\_\_

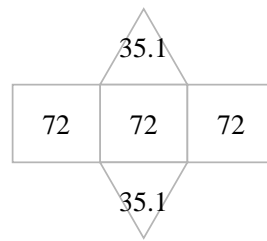
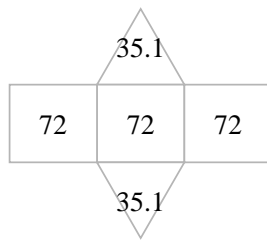
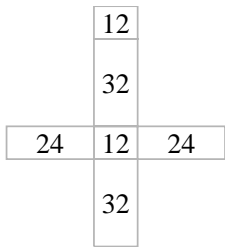
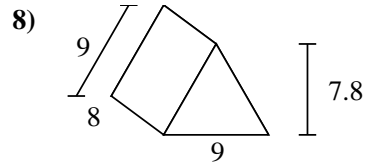
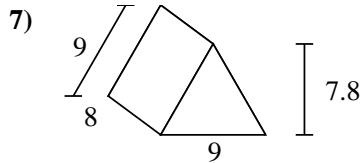
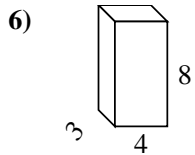
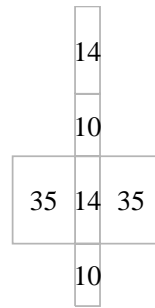
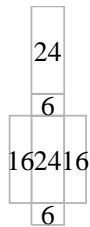
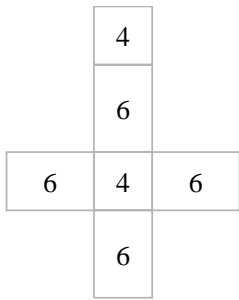
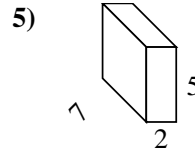
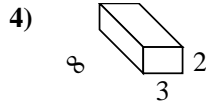
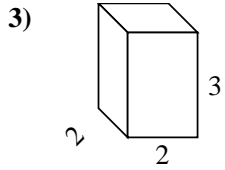
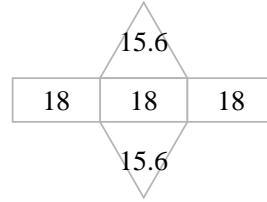
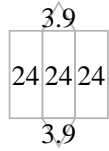
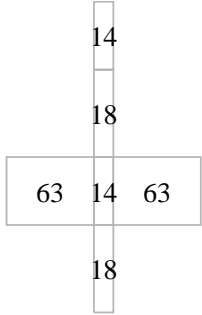
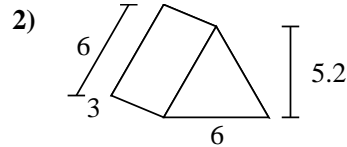
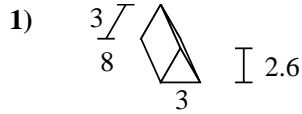
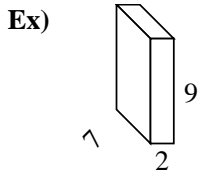
7. \_\_\_\_\_

8. \_\_\_\_\_





Find the surface area of each figure. Units are in cm (not to scale).



Answers

Ex. 190 cm<sup>2</sup>

1. 79.8 cm<sup>2</sup>

2. 85.2 cm<sup>2</sup>

3. 32 cm<sup>2</sup>

4. 92 cm<sup>2</sup>

5. 118 cm<sup>2</sup>

6. 136 cm<sup>2</sup>

7. 286.2 cm<sup>2</sup>

8. 286.2 cm<sup>2</sup>